

March 2023

DATA QUADRANT REPORT

Managed File Transfer - Enterprise

915

Reviews

13

Products Included

Table of Contents

| | |
|--|----|
| Data Quadrant | 4 |
| Category Overview | 5 |
| Vendor Capability Summary | 6 |
| Vendor Capabilities | 9 |
| Product Feature Summary | 21 |
| Product Features | 23 |

How to Use the Report


Info-Tech’s Data Quadrant Reports provide a comprehensive evaluation of popular products in the Managed File Transfer - Enterprise market. This buyer’s guide is designed to help prospective purchasers make better decisions by leveraging the experiences of real users.

The data in this report is collected from real end users, meticulously verified for veracity, exhaustively analyzed, and visualized in easy to understand charts and graphs. Each product is compared and contrasted with all other products in the category to create a holistic, unbiased view of the product landscape.

Use this report to determine which product is right for your organization. For highly detailed reports on individual products, see Info-Tech’s Product Scorecard.

This report is available free of charge for internal use only to assist with software evaluation and selection. Sharing, republishing, distributing, or otherwise copying any portion of this report without the express written consent of SoftwareReviews.com is strictly prohibited.

© 2023 SoftwareReviews.com. All rights reserved.



Software Directory

MANAGED FILE TRANSFER - ENTERPRISE SOFTWARE

Selecting software can be overwhelming and one of the biggest challenges facing organizations is understanding the marketplace and identifying all of the available vendors and products. The Software Directory is a comprehensive list of all relevant software products in a particular category. Use this page to create the right product shortlist by exploring all of the options available to your organization.

Managed File Transfer - Enterprise Software

 **ActiveBatch**

 **Axway Managed File Transfer**

 **CA Dollar Universe Workload Automation**

 **Globalscape Enhanced File Transfer**

 **GoAnywhere MFT**

 **IBM Sterling Secure File Transfer**

 **Kiteworks Secure Managed File Transfer**

 **Micro Focus Reflection for Secure IT**

 **NetMaster Network Management**

 **OpenText HighTail**

 **Oracle Managed File Transfer**

 **Progress MOVEit**

 **SEEBURGER BIS Managed File Transfer**

 **ShareFile**

 **Signiant Manager+Agents**

 **SolarWinds Serv-U MFT Server**

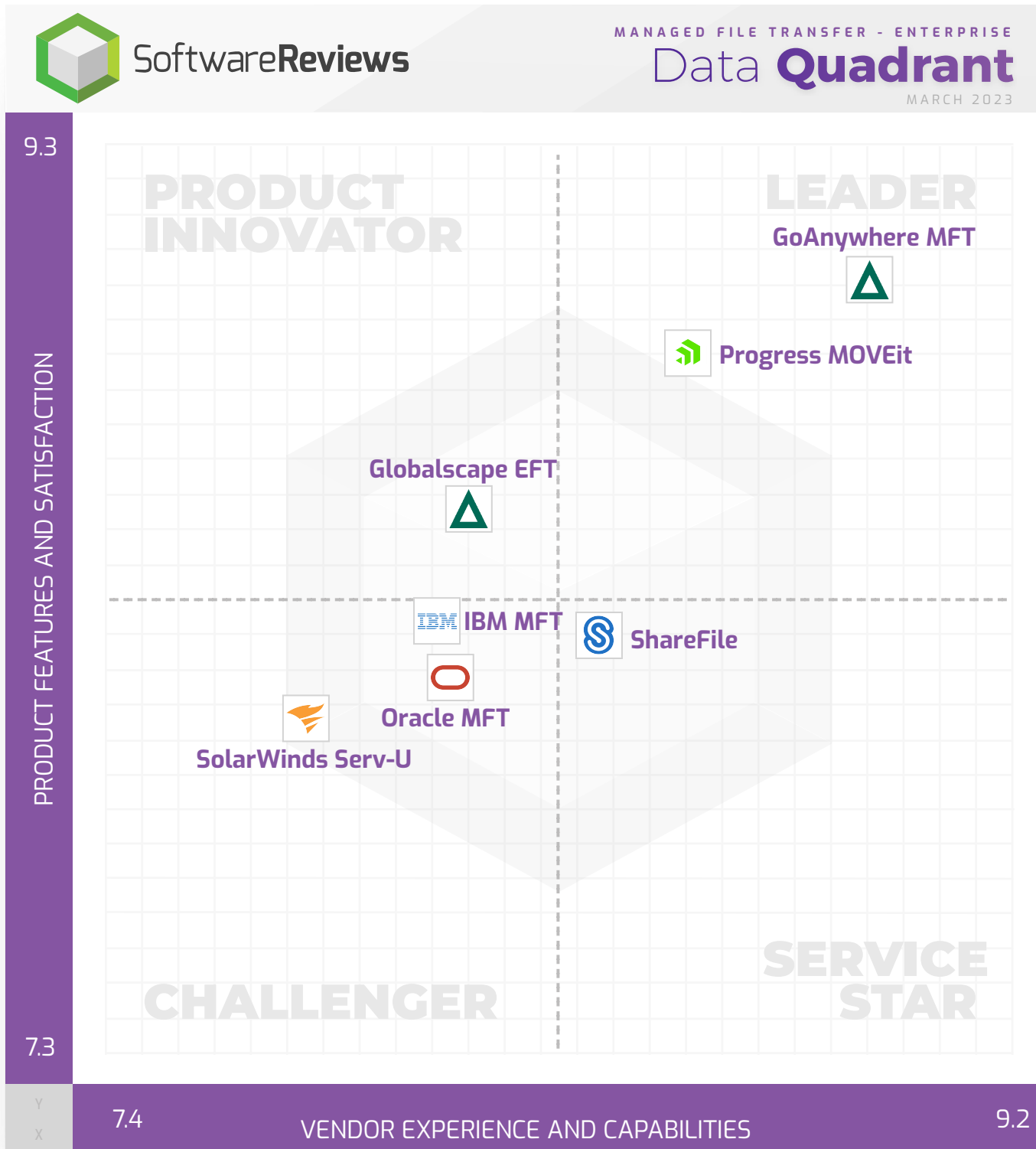
 **TIBCO Managed File Transfer**



SOFTWARE REVIEWS Data Quadrant



Assess vendor and product performance at a glance and use the SoftwareReviews Data Quadrant to identify which products and vendors are leading the pack and which are trailing.



MANAGED FILE TRANSFER - ENTERPRISE

The Software Reviews Data Quadrant evaluates and ranks products based on feedback from IT and business professionals. The placement of a software in the Data Quadrant indicates its relative ranking as well as its categorization.

The Complete Software Experience

When distilled down, the software experience is shaped by both the experience with the software and the relationship with the vendor. Evaluating enterprise software along these two dimensions provides a comprehensive understanding of the product and helps identify vendors that can deliver on both.

Product Features and Satisfaction

The satisfaction is captured in the overall satisfaction score, which is driven by the likelihood of users to recommend the software, combined with user satisfaction across top product features.

Vendor Experience and Capabilities

The vendor relationship is calculated in a weighted average of the satisfaction scores tied to vendor capabilities (e.g. software implementation, training, customer support, product roadmap) as well as emotional response ratings toward the vendor (e.g. trustworthy, respectful, fair).

Note: The axes ranges are dynamically adjusted based on minimum and maximum values in the dataset.

Category Overview

This page provides a high level summary of product performance within the Managed File Transfer - Enterprise category. Products are ranked by a composite satisfaction score (Composite Score) that averages four different areas of evaluation: Net Emotional Footprint, Vendor Capabilities, Product Features, and Likeliness to Recommend. The Net Emotional Footprint Score measures user emotional response ratings of the vendor (e.g. trustworthy, respectful, fair).

Use this data to get a sense of the field, and to see how the products you're considering stack up.

| RANK | PRODUCT | COMPOSITE SCORE | NET EMOTIONAL FOOTPRINT | NET EMOTIONAL FOOTPRINT DISTRIBUTION | VENDOR CAPABILITIES | PRODUCT FEATURES | LIKELINESS TO RECOMMEND | NUMBER OF REVIEWS |
|---------------------------------|------------------------|-----------------|-------------------------|--------------------------------------|---------------------|------------------|-------------------------|-------------------|
| | GoAnywhere MFT | 9.0/10 | +94 | -- NEGATIVE 95% POSITIVE | 85% | 87% | 93% | 259 |
| | Progress MOVEit | 8.7/10 | +88 | 2% NEGATIVE 90% POSITIVE | 83% | 87% | 90% | 133 |
| 3 | Globalscape EFT | 8.2/10 | +83 | 3% NEGATIVE 86% POSITIVE | 77% | 81% | 88% | 74 |
| 4 | ShareFile | 8.2/10 | +86 | 4% NEGATIVE 90% POSITIVE | 80% | 83% | 80% | 154 |
| 5 | IBM MFT | 8.1/10 | +80 | 5% NEGATIVE 85% POSITIVE | 79% | 79% | 84% | 104 |
| 6 | Oracle MFT | 8.0/10 | +80 | 5% NEGATIVE 85% POSITIVE | 79% | 81% | 80% | 92 |
| 7 | SolarWinds Serv-U | 7.8/10 | +73 | 8% NEGATIVE 81% POSITIVE | 79% | 80% | 78% | 35 |
| AVERAGE SCORES | | 8.3/10 | +83 | 4% NEGATIVE 87% POSITIVE | 80% | 83% | 85% | 122 |
| PRODUCTS WITH INSUFFICIENT DATA | | | | | | | | |
| -- | Axway MFT | 8.7/10 | +93 | 3% NEGATIVE 96% POSITIVE | 83% | 90% | 80% | 13 |
| -- | NetMaster Network Mgmt | 8.0/10 | +87 | 2% NEGATIVE 89% POSITIVE | 74% | 80% | 80% | 13 |
| -- | SEEBURGER BIS MFT | 8.6/10 | +94 | -- NEGATIVE 94% POSITIVE | 79% | 81% | 92% | 12 |

Category Overview

This page provides a high level summary of product performance within the Managed File Transfer - Enterprise category. Products are ranked by a composite satisfaction score (Composite Score) that averages four different areas of evaluation: Net Emotional Footprint, Vendor Capabilities, Product Features, and Likeliness to Recommend. The Net Emotional Footprint Score measures user emotional response ratings of the vendor (e.g. trustworthy, respectful, fair).

Use this data to get a sense of the field, and to see how the products you're considering stack up.

| RANK | PRODUCT | COMPOSITE SCORE | NET EMOTIONAL FOOTPRINT | NET EMOTIONAL FOOTPRINT DISTRIBUTION | VENDOR CAPABILITIES | PRODUCT FEATURES | LIKELINESS TO RECOMMEND | NUMBER OF REVIEWS |
|---------------------------------|-------------------|-----------------|-------------------------|--------------------------------------|---------------------|------------------|-------------------------|-------------------|
| PRODUCTS WITH INSUFFICIENT DATA | | | | | | | | |
| -- | TIBCO MFT | 7.3/10 | +74 | 3% NEGATIVE 77% POSITIVE | 75% | 71% | 74% | 11 |
| -- | Kiteworks MFT | 5.6/10 | +33 | 13% NEGATIVE 46% POSITIVE | 64% | 69% | 60% | 9 |
| -- | OpenText HighTail | 8.2/10 | +87 | -- NEGATIVE 87% POSITIVE | 85% | 82% | 75% | 6 |

Vendor Capability Summary

This page summarizes user satisfaction with a variety of vendor capabilities regarding their product offering(s). Look for strong and consistent performance across the board when assembling your shortlist, and follow-up on areas of concern during the evaluation and negotiation processes.

| PRODUCT | OVERALL CAPABILITY SATISFACTION | BUSINESS VALUE CREATED | BREADTH OF FEATURES | QUALITY OF FEATURES | PRODUCT STRATEGY AND RATE OF IMPROVEMENT | USABILITY AND INTUITIVENESS | VENDOR SUPPORT | EASE OF DATA INTEGRATION | EASE OF ADMINISTRATION | EASE OF CUSTOMIZATION | AVAILABILITY AND QUALITY OF TRAINING | EASE OF IMPLEMENTATION |
|---|---------------------------------|------------------------|---------------------|---------------------|--|-----------------------------|----------------|--------------------------|------------------------|-----------------------|--------------------------------------|------------------------|
| GoAnywhere MFT | 85% | 88% | 86% | 87% | 83% | 85% | 86% | 86% | 85% | 82% | 81% | 88% |
| Progress MOVEit | 83% | 85% | 81% | 85% | 81% | 83% | 82% | 84% | 87% | 80% | 75% | 84% |
| ShareFile | 80% | 79% | 79% | 84% | 82% | 81% | 79% | 83% | 79% | 79% | 76% | 83% |
| SolarWinds Serv-U MFT Server | 79% | 77% | 78% | 80% | 80% | 82% | 82% | 81% | 82% | 75% | 76% | 81% |
| Oracle Managed File Transfer | 79% | 81% | 78% | 80% | 78% | 81% | 78% | 80% | 77% | 77% | 80% | 83% |
| IBM Sterling Secure File Transfer | 79% | 80% | 79% | 82% | 79% | 77% | 76% | 78% | 78% | 79% | 77% | 80% |
| Globalscape Enhanced File Transfer | 77% | 81% | 78% | 78% | 74% | 77% | 79% | 77% | 78% | 76% | 75% | 79% |
| CATEGORY AVERAGE | 80% | 82% | 80% | 82% | 79% | 81% | 80% | 81% | 81% | 78% | 77% | 83% |

| PRODUCTS WITH INSUFFICIENT DATA | | | | | | | | | | | | |
|--|------------|------------|------------|------------|------------|------------|------------|------------|------------|------------|------------|------------|
| Axway Managed File Transfer | 84% | 81% | 81% | 80% | 80% | 85% | 88% | 88% | 84% | 78% | 87% | 88% |
| NetMaster Network Management | 73% | 80% | 67% | 80% | 79% | 65% | 70% | 79% | 79% | 67% | 58% | 83% |
| SEEBURGER BIS Managed File Transfer | 79% | 83% | 81% | 75% | 71% | 83% | 79% | 77% | 83% | 81% | 73% | 85% |

Vendor Capability Summary

This page summarizes user satisfaction with a variety of vendor capabilities regarding their product offering(s). Look for strong and consistent performance across the board when assembling your shortlist, and follow-up on areas of concern during the evaluation and negotiation processes.

| PRODUCT | OVERALL CAPABILITY SATISFACTION | BUSINESS VALUE CREATED | BREADTH OF FEATURES | QUALITY OF FEATURES | PRODUCT STRATEGY AND RATE OF IMPROVEMENT | USABILITY AND INTUITIVENESS | VENDOR SUPPORT | EASE OF DATA INTEGRATION | EASE OF ADMINISTRATION | EASE OF CUSTOMIZATION | AVAILABILITY AND QUALITY OF TRAINING | EASE OF IMPLEMENTATION |
|-------------------------|---------------------------------|------------------------|---------------------|---------------------|--|-----------------------------|----------------|--------------------------|------------------------|-----------------------|--------------------------------------|------------------------|
| CATEGORY AVERAGE | 80% | 82% | 80% | 82% | 79% | 81% | 80% | 81% | 81% | 78% | 77% | 83% |

| PRODUCTS WITH INSUFFICIENT DATA | | | | | | | | | | | | |
|---|------------|------------|------------|------------|------------|------------|------------|------------|------------|------------|------------|------------|
| TIBCO Managed File Transfer | 75% | 75% | 69% | 76% | 71% | 75% | 71% | 82% | 73% | 76% | 69% | 83% |
| Kiteworks Secure Managed File Transfer | 63% | 68% | 61% | 60% | 64% | 69% | 69% | 58% | 61% | 57% | 53% | 69% |
| OpenText HighTail | 85% | 84% | 84% | 80% | 85% | 80% | 84% | 89% | 84% | 85% | 85% | 89% |

Vendor Capability Satisfaction

This section provides detailed information on user satisfaction for each vendor capability regarding their product offering(s). Use these pages to dig deeper into areas of particular interest or concern.

Vendor Capabilities

This table lists and briefly describes all vendor capabilities that are evaluated in the Managed File Transfer - Enterprise software category. For your convenience, you will also find longer descriptions of the capabilities under the capability subheadings in the subsequent pages.

| | |
|---|---|
| Business Value Created | The underlying purpose of software is to create value for employees, customers, partners and ultimately shareholders. As a result, it is imperative that any software selection be aligned with the organization's needs and deliver enough business value to justify the cost. The data below highlights the satisfaction level associated with the business value derived from various product offerings. Use this information to identify the software that consistently creates business value for its customers. |
| Breadth of Features | Users prefer to work with feature rich software that enables them to perform diverse series of tasks as opposed to one they find restrictive. The data below highlights the satisfaction level associated with the breadth of features from various product offerings. Use this information to identify which software offers valuable comprehensive functionality that extends beyond the basic level. |
| Quality of Features | Feature quality is just as important as quantity. Software needs to do what you're purchasing it to do, easily, intuitively, reliably, and effectively. Use the data in this section to gauge whether or not a product follows through on the marketing hype by delivering high quality features. |
| Product Strategy and Rate of Improvement | Purchasing software can be a significant commitment, so it's important to know if your vendor is serious about the need for constant improvement and deliberate strategic direction. Vendors who don't stay on top of emerging needs and trends won't enable you to meet your business goals. Use the data in this section to separate innovators from imposters. |
| Usability And Intuitiveness | End user learning curves cost the organization money. Pay attention to your end users' technical ability to determine how important UX is in your purchase. |

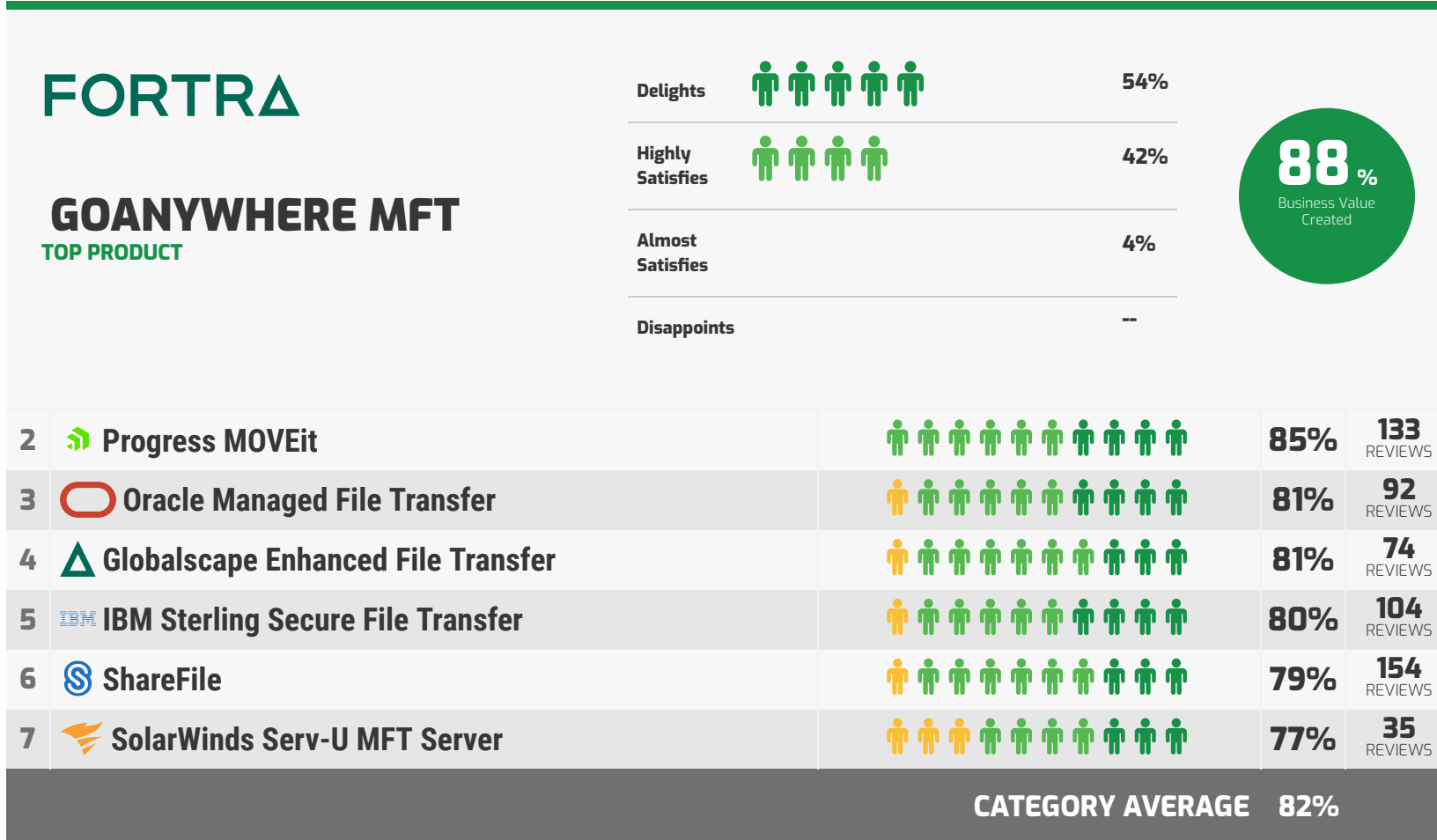
| | |
|---|---|
| Vendor Support | The importance of vendor support will vary for each organization depending on internal capabilities, but there will always be issues that only the vendor can resolve. Use the data in this section to see which vendors tend to under-serve their product and which will offer quality support. |
| Ease of Data Integration | The ability to integrate with other systems is increasingly important; without this, manual data loading and extraction can be time-consuming and prone to error. Use this section to see which vendors will cause headaches and which will make data integration easy. |
| Ease of Administration | Administrative interfaces don't get the same attention as those built for end users, but they shouldn't be clunky or unintuitive. Use the data in this section to determine which vendors make administration easy, so that your IT personnel can resolve issues and perform configurations efficiently and effectively. |
| Ease of Customization | Out-of-the-box functionality often isn't enough, especially for niche or industry-specific software, and the reason you're buying rather than building is to save time and money in the first place. Don't get bogged down in a difficult customization; use the data in this section to make sure you can easily achieve the functionality you need for your particular situation. |
| Availability and Quality of Training | Effective and readily available training enables users to get the most out of the software you've chosen. Use this section to make sure your vendor's training programs and materials measure up. |
| Ease of Implementation | Choosing the right software is only the first step. Successfully implementing the new solution is necessary in order to realize its full value and promote end user adoption. Use the data in this section to determine which software is easy to implement, and which may jeopardize your goals by causing trouble in this stage. |

Vendor Capability Satisfaction

This section provides detailed information on user satisfaction for each vendor capability regarding their product offering(s). Use these pages to dig deeper into areas of particular interest or concern.

Business Value Created

The underlying purpose of software is to create value for employees, customers, partners and ultimately shareholders. As a result, it is imperative that any software selection be aligned with the organization's needs and deliver enough business value to justify the cost. The data below highlights the satisfaction level associated with the business value derived from various product offerings. Use this information to identify the software that consistently creates business value for its customers.



PRODUCTS WITH INSUFFICIENT DATA

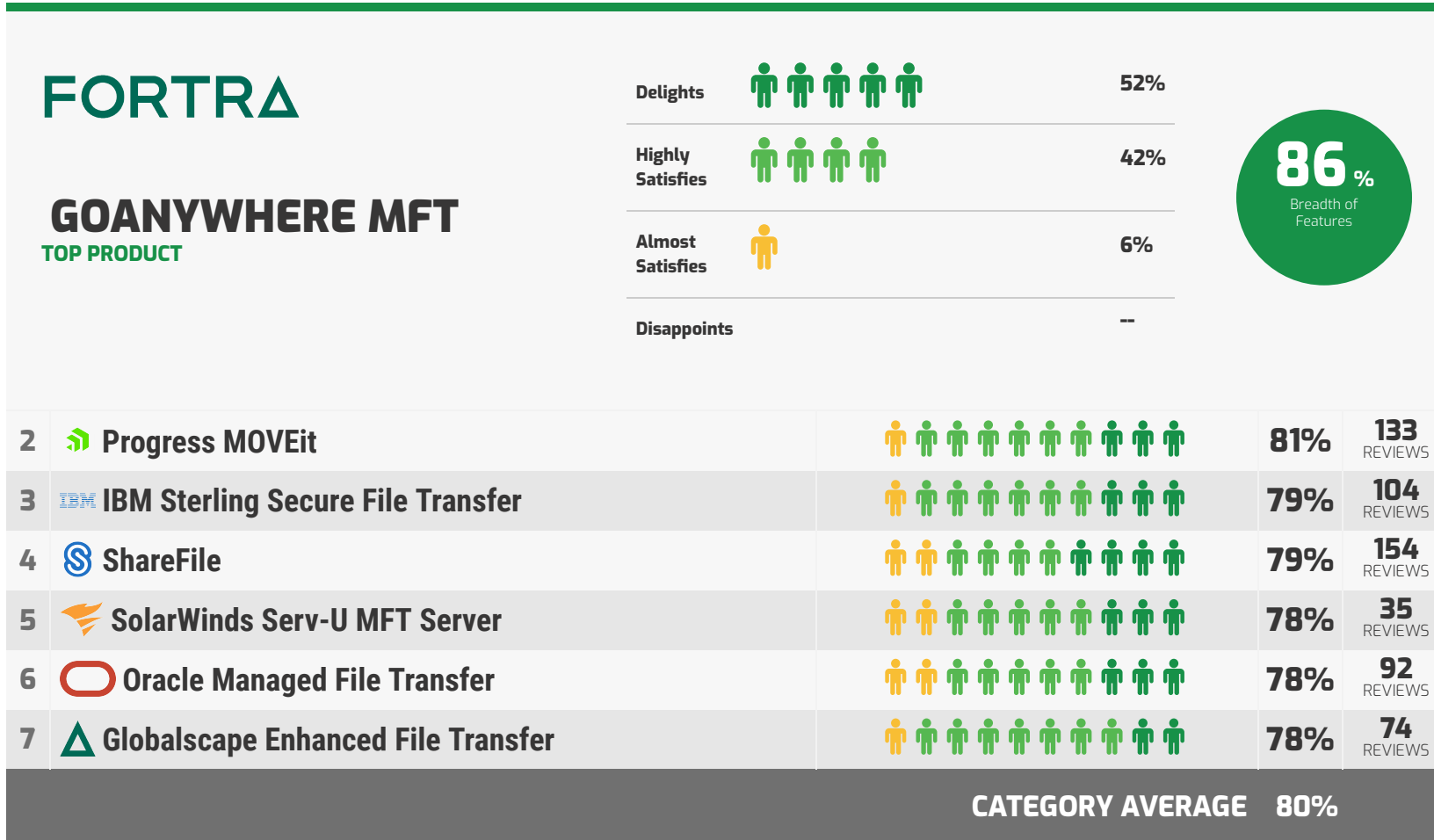
| | | | | |
|----|--|--|------------|-------------------|
| -- | Axway Managed File Transfer | | 81% | 13 REVIEWS |
| -- | NetMaster Network Management | | 80% | 13 REVIEWS |
| -- | SEEBURGER BIS Managed File Transfer | | 83% | 12 REVIEWS |
| -- | TIBCO Managed File Transfer | | 75% | 11 REVIEWS |
| -- | Kiteworks Secure Managed File Transfer | | 68% | 9 REVIEWS |
| -- | OpenText HighTail | | 84% | 6 REVIEWS |

Vendor Capability Satisfaction

This section provides detailed information on user satisfaction for each vendor capability regarding their product offering(s). Use these pages to dig deeper into areas of particular interest or concern.

Breadth of Features

Users prefer to work with feature rich software that enables them to perform diverse series of tasks as opposed to one they find restrictive. The data below highlights the satisfaction level associated with the breadth of features from various product offerings. Use this information to identify which software offers valuable comprehensive functionality that extends beyond the basic level.



PRODUCTS WITH INSUFFICIENT DATA

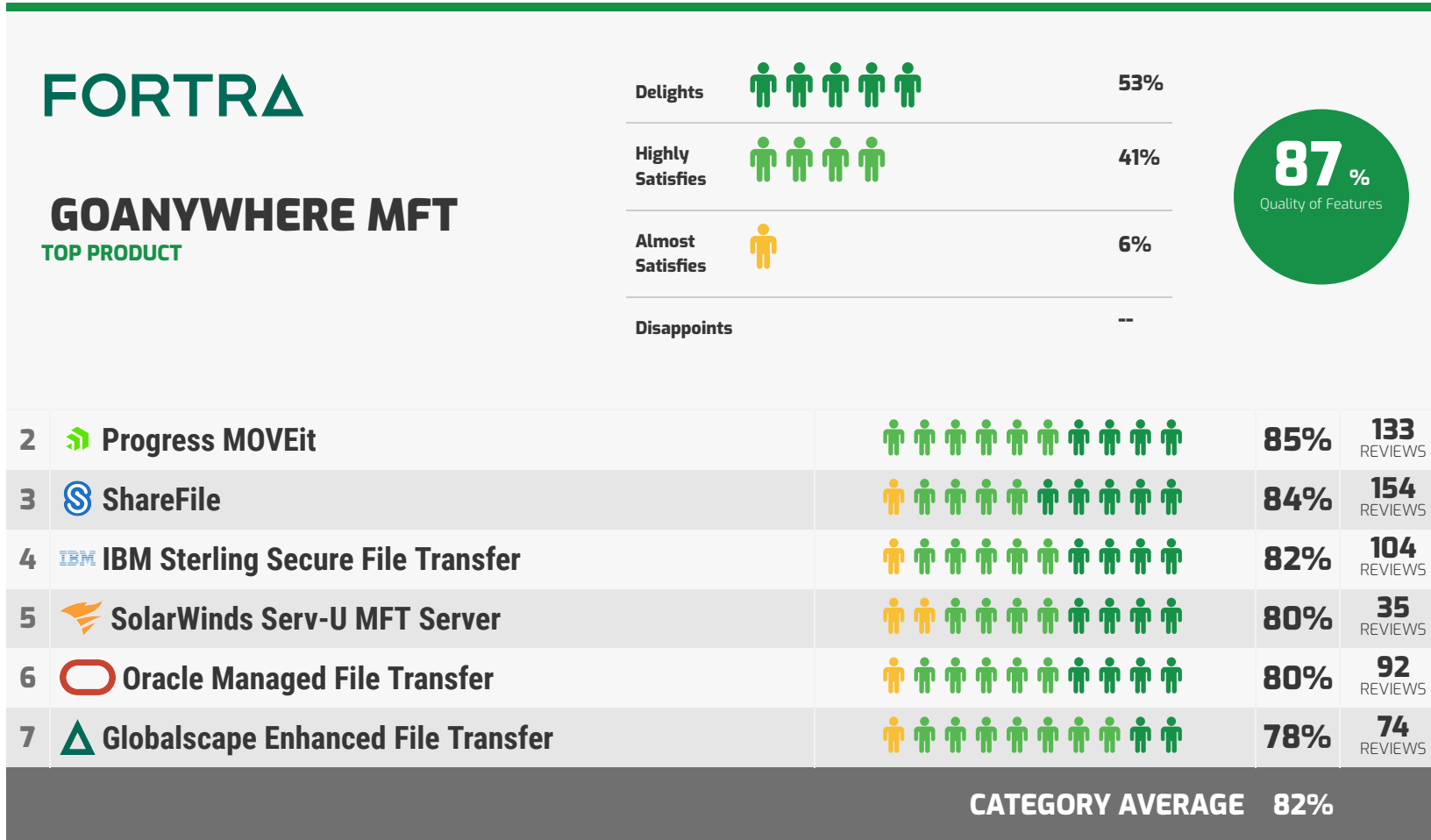
| | | | | |
|----|---|--|------------|----------------------|
| -- | Axway Managed File Transfer | | 81% | 13 REVIEWS |
| -- | NetMaster Network Management | | 67% | 13 REVIEWS |
| -- | SEEBURGER BIS Managed File Transfer | | 81% | 12 REVIEWS |
| -- | TIBCO Managed File Transfer | | 69% | 11 REVIEWS |
| -- | Kiteworks Secure Managed File Transfer | | 61% | 9 REVIEWS |
| -- | OpenText HighTail | | 84% | 6 REVIEWS |

Vendor Capability Satisfaction

This section provides detailed information on user satisfaction for each vendor capability regarding their product offering(s). Use these pages to dig deeper into areas of particular interest or concern.

Quality of Features

Feature quality is just as important as quantity. Software needs to do what you're purchasing it to do, easily, intuitively, reliably, and effectively. Use the data in this section to gauge whether or not a product follows through on the marketing hype by delivering high quality features.



PRODUCTS WITH INSUFFICIENT DATA

| | | | |
|----|--|------------|-------------------|
| -- | NetMaster Network Management | 80% | 13 REVIEWS |
| -- | Axway Managed File Transfer | 80% | 13 REVIEWS |
| -- | SEEBURGER BIS Managed File Transfer | 75% | 12 REVIEWS |
| -- | TIBCO Managed File Transfer | 76% | 11 REVIEWS |
| -- | Kiteworks Secure Managed File Transfer | 60% | 9 REVIEWS |
| -- | OpenText HighTail | 80% | 6 REVIEWS |

Vendor Capability Satisfaction

This section provides detailed information on user satisfaction for each vendor capability regarding their product offering(s). Use these pages to dig deeper into areas of particular interest or concern.

Product Strategy and Rate of Improvement

Purchasing software can be a significant commitment, so it's important to know if your vendor is serious about the need for constant improvement and deliberate strategic direction. Vendors who don't stay on top of emerging needs and trends won't enable you to meet your business goals. Use the data in this section to separate innovators from imposters.

| | | | |
|--|--|---|--|
| FORTRA GOANYWHERE MFT <small>TOP PRODUCT</small> | | Delights 42% Highly Satisfies 49% Almost Satisfies 9% Disappoints 1% | <div style="border: 2px solid green; border-radius: 50%; width: 60px; height: 60px; display: flex; align-items: center; justify-content: center; margin: 0 auto;"> <div style="text-align: center;"> 83% <small>Product Strategy and Rate of Improvement</small> </div> </div> |
| 2 ShareFile | | 82% 154 <small>REVIEWS</small> | |
| 3 Progress MOVEit | | 81% 133 <small>REVIEWS</small> | |
| 4 SolarWinds Serv-U MFT Server | | 80% 35 <small>REVIEWS</small> | |
| 5 IBM Sterling Secure File Transfer | | 79% 104 <small>REVIEWS</small> | |
| 6 Oracle Managed File Transfer | | 78% 92 <small>REVIEWS</small> | |
| 7 Globalscape Enhanced File Transfer | | 74% 74 <small>REVIEWS</small> | |
| CATEGORY AVERAGE | | 79% | |

PRODUCTS WITH INSUFFICIENT DATA

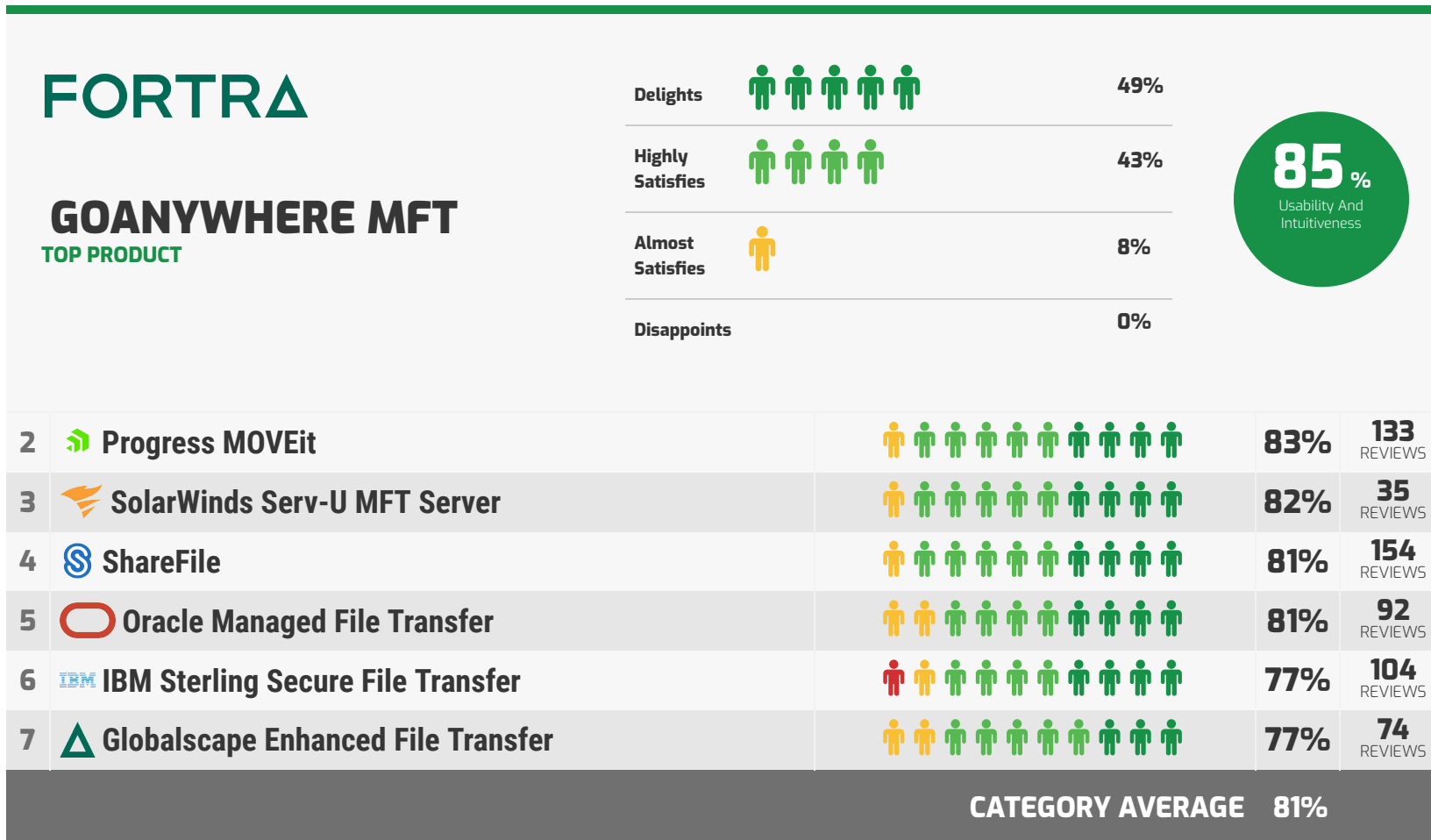
| | | | | |
|----|---|--|------------|-------------------------------------|
| -- | Axway Managed File Transfer | | 80% | 13 <small>REVIEWS</small> |
| -- | NetMaster Network Management | | 79% | 13 <small>REVIEWS</small> |
| -- | SEEBURGER BIS Managed File Transfer | | 71% | 12 <small>REVIEWS</small> |
| -- | TIBCO Managed File Transfer | | 71% | 11 <small>REVIEWS</small> |
| -- | Kiteworks Secure Managed File Transfer | | 64% | 9 <small>REVIEWS</small> |
| -- | OpenText HighTail | | 85% | 6 <small>REVIEWS</small> |

Vendor Capability Satisfaction

This section provides detailed information on user satisfaction for each vendor capability regarding their product offering(s). Use these pages to dig deeper into areas of particular interest or concern.

Usability And Intuitiveness

End user learning curves cost the organization money. Pay attention to your end users' technical ability to determine how important UX is in your purchase.



PRODUCTS WITH INSUFFICIENT DATA

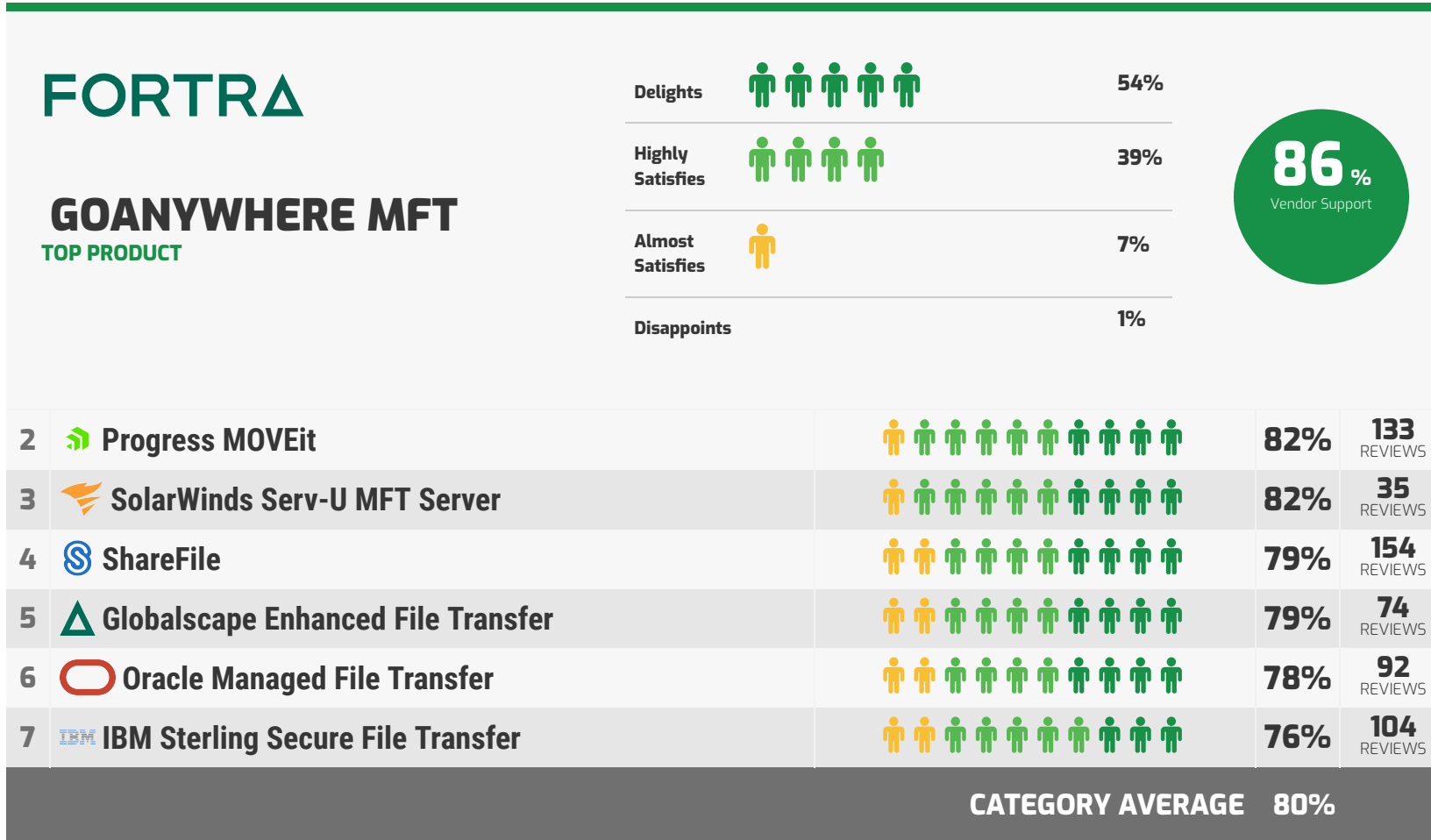
| | | | | |
|----|--|--|-----|------------|
| -- | Axway Managed File Transfer | | 85% | 13 REVIEWS |
| -- | NetMaster Network Management | | 65% | 13 REVIEWS |
| -- | SEEBURGER BIS Managed File Transfer | | 83% | 12 REVIEWS |
| -- | TIBCO Managed File Transfer | | 75% | 11 REVIEWS |
| -- | Kiteworks Secure Managed File Transfer | | 69% | 9 REVIEWS |
| -- | OpenText HighTail | | 80% | 6 REVIEWS |

Vendor Capability Satisfaction

This section provides detailed information on user satisfaction for each vendor capability regarding their product offering(s). Use these pages to dig deeper into areas of particular interest or concern.

Vendor Support

The importance of vendor support will vary for each organization depending on internal capabilities, but there will always be issues that only the vendor can resolve. Use the data in this section to see which vendors tend to under-serve their product and which will offer quality support.



PRODUCTS WITH INSUFFICIENT DATA

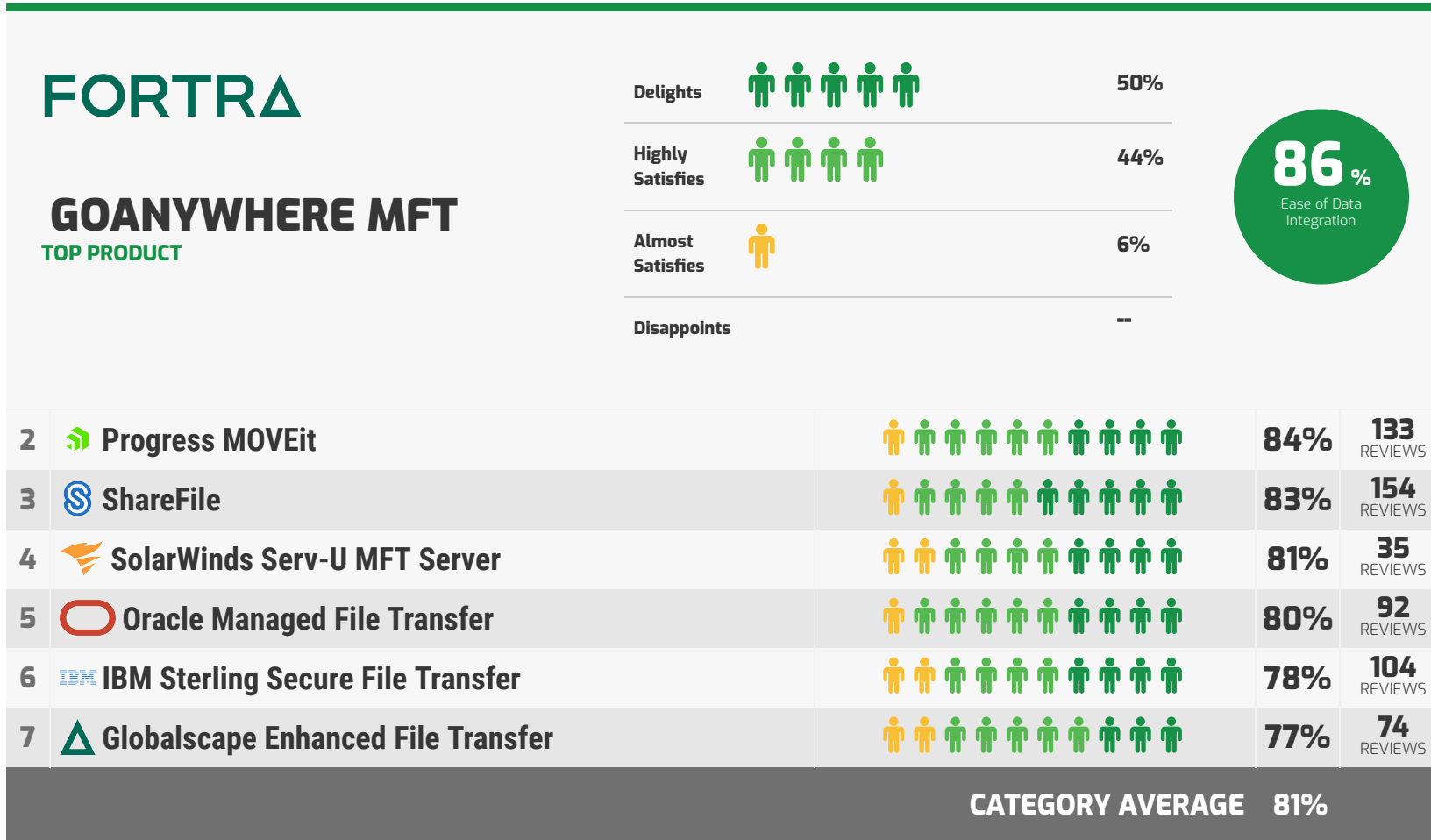
| | | | | |
|----|--|--|------------|----------------------|
| -- | Axway Managed File Transfer | | 88% | 13 REVIEWS |
| -- | NetMaster Network Management | | 70% | 13 REVIEWS |
| -- | SEEBURGER BIS Managed File Transfer | | 79% | 12 REVIEWS |
| -- | TIBCO Managed File Transfer | | 71% | 11 REVIEWS |
| -- | Kiteworks Secure Managed File Transfer | | 69% | 9 REVIEWS |
| -- | OpenText HighTail | | 84% | 6 REVIEWS |

Vendor Capability Satisfaction

This section provides detailed information on user satisfaction for each vendor capability regarding their product offering(s). Use these pages to dig deeper into areas of particular interest or concern.

Ease of Data Integration

The ability to integrate with other systems is increasingly important; without this, manual data loading and extraction can be time-consuming and prone to error. Use this section to see which vendors will cause headaches and which will make data integration easy.



PRODUCTS WITH INSUFFICIENT DATA

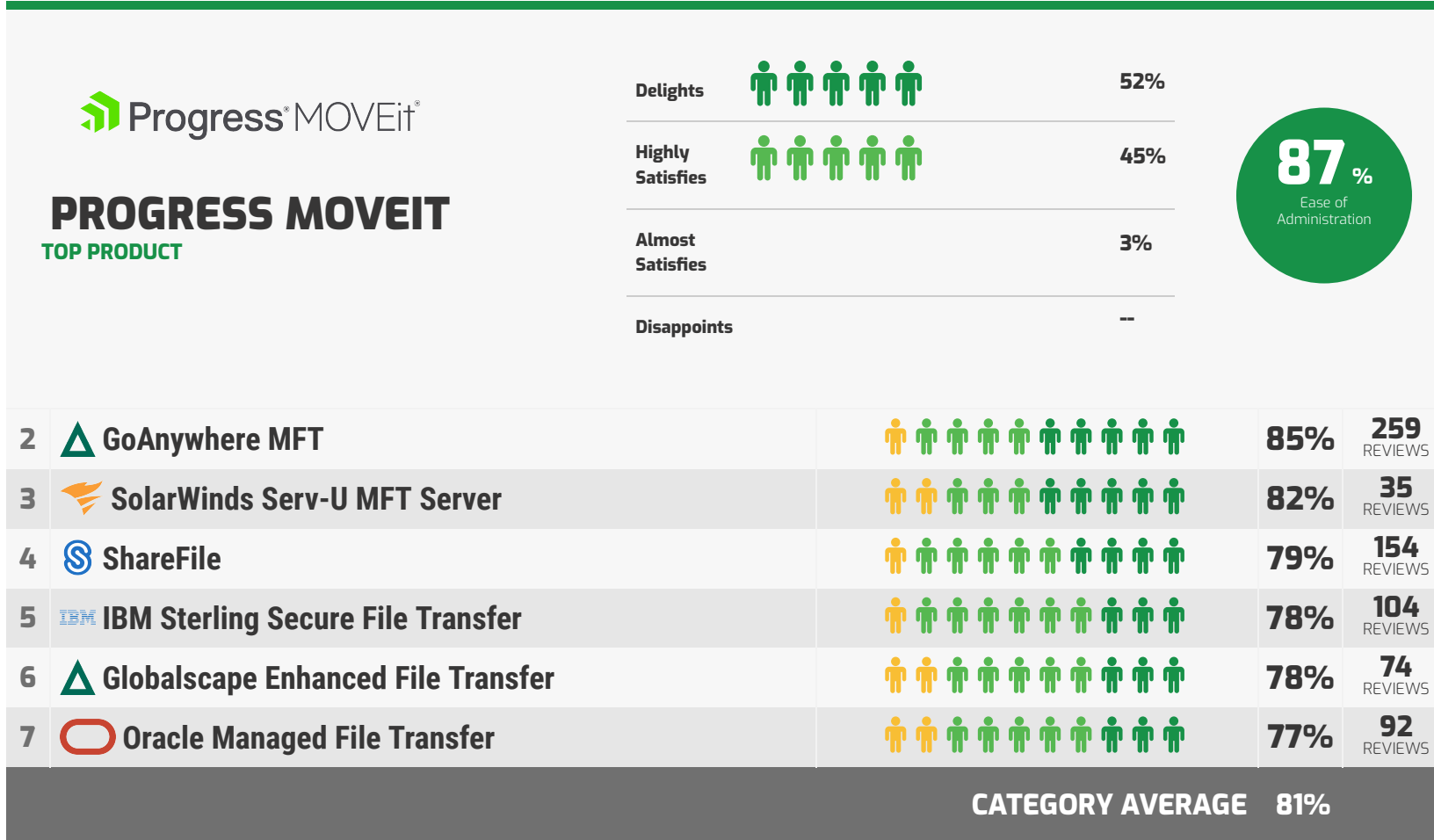
| | | | | |
|----|--|--|------------|----------------------|
| -- | Axway Managed File Transfer | | 88% | 13 REVIEWS |
| -- | NetMaster Network Management | | 79% | 13 REVIEWS |
| -- | SEEBURGER BIS Managed File Transfer | | 77% | 12 REVIEWS |
| -- | TIBCO Managed File Transfer | | 82% | 11 REVIEWS |
| -- | Kiteworks Secure Managed File Transfer | | 58% | 9 REVIEWS |
| -- | OpenText HighTail | | 89% | 6 REVIEWS |

Vendor Capability Satisfaction

This section provides detailed information on user satisfaction for each vendor capability regarding their product offering(s). Use these pages to dig deeper into areas of particular interest or concern.

Ease of Administration

Administrative interfaces don't get the same attention as those built for end users, but they shouldn't be clunky or unintuitive. Use the data in this section to determine which vendors make administration easy, so that your IT personnel can resolve issues and perform configurations efficiently and effectively.



PRODUCTS WITH INSUFFICIENT DATA

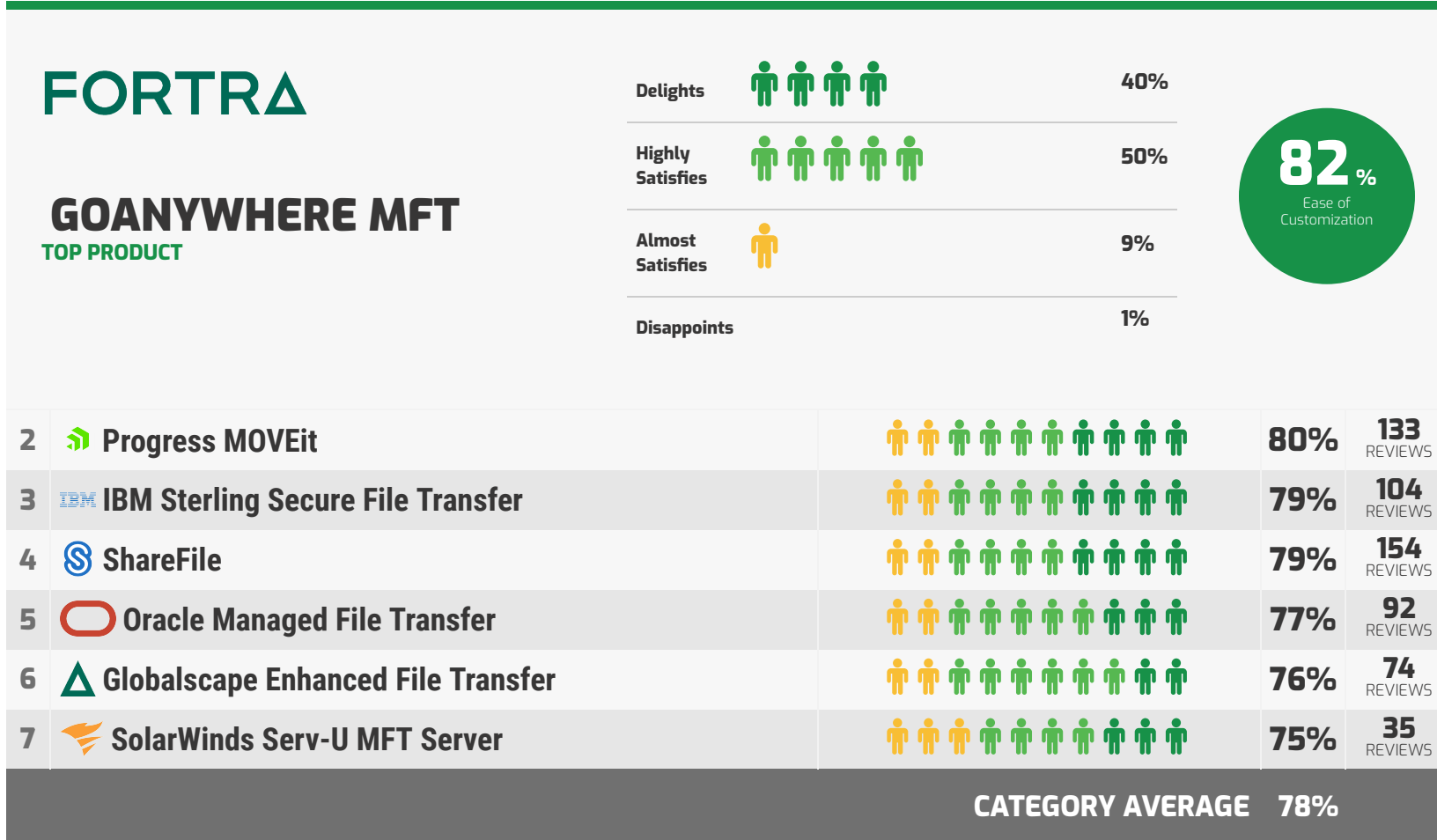
| | | | |
|----|---|--|------------------------------|
| -- | Axway Managed File Transfer | | 84% 13 REVIEWS |
| -- | NetMaster Network Management | | 79% 13 REVIEWS |
| -- | SEEBURGER BIS Managed File Transfer | | 83% 12 REVIEWS |
| -- | TIBCO Managed File Transfer | | 73% 11 REVIEWS |
| -- | Kiteworks Secure Managed File Transfer | | 61% 9 REVIEWS |
| -- | OpenText HighTail | | 84% 6 REVIEWS |

Vendor Capability Satisfaction

This section provides detailed information on user satisfaction for each vendor capability regarding their product offering(s). Use these pages to dig deeper into areas of particular interest or concern.

Ease of Customization

Out-of-the-box functionality often isn't enough, especially for niche or industry-specific software, and the reason you're buying rather than building is to save time and money in the first place. Don't get bogged down in a difficult customization; use the data in this section to make sure you can easily achieve the functionality you need for your particular situation.



PRODUCTS WITH INSUFFICIENT DATA

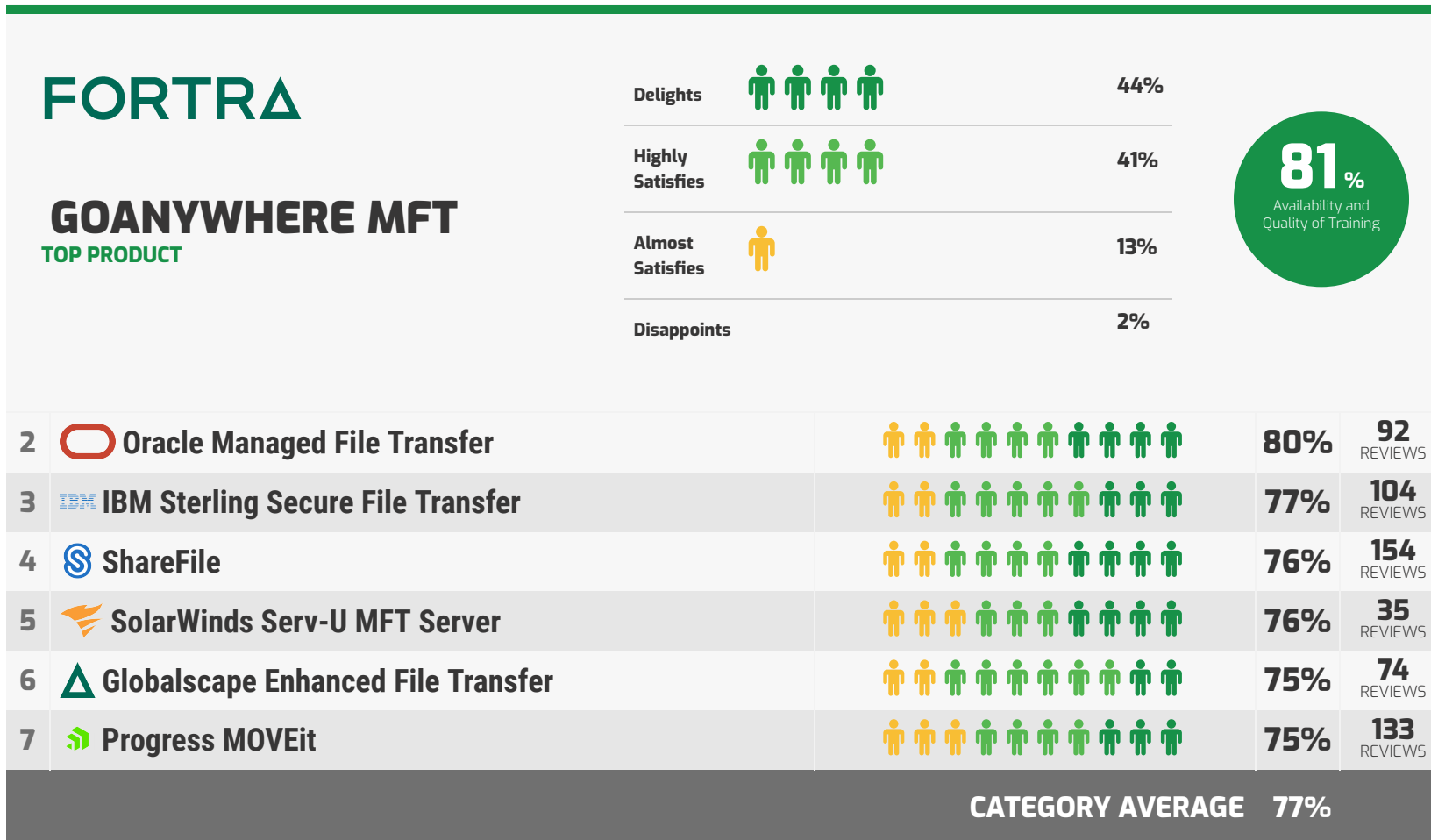
| | | | | |
|----|--|--|------------|----------------------|
| -- | Axway Managed File Transfer | | 78% | 13 REVIEWS |
| -- | NetMaster Network Management | | 67% | 13 REVIEWS |
| -- | SEEBURGER BIS Managed File Transfer | | 81% | 12 REVIEWS |
| -- | TIBCO Managed File Transfer | | 76% | 11 REVIEWS |
| -- | Kiteworks Secure Managed File Transfer | | 57% | 9 REVIEWS |
| -- | OpenText HighTail | | 85% | 6 REVIEWS |

Vendor Capability Satisfaction

This section provides detailed information on user satisfaction for each vendor capability regarding their product offering(s). Use these pages to dig deeper into areas of particular interest or concern.

Availability and Quality of Training

Effective and readily available training enables users to get the most out of the software you've chosen. Use this section to make sure your vendor's training programs and materials measure up.



PRODUCTS WITH INSUFFICIENT DATA

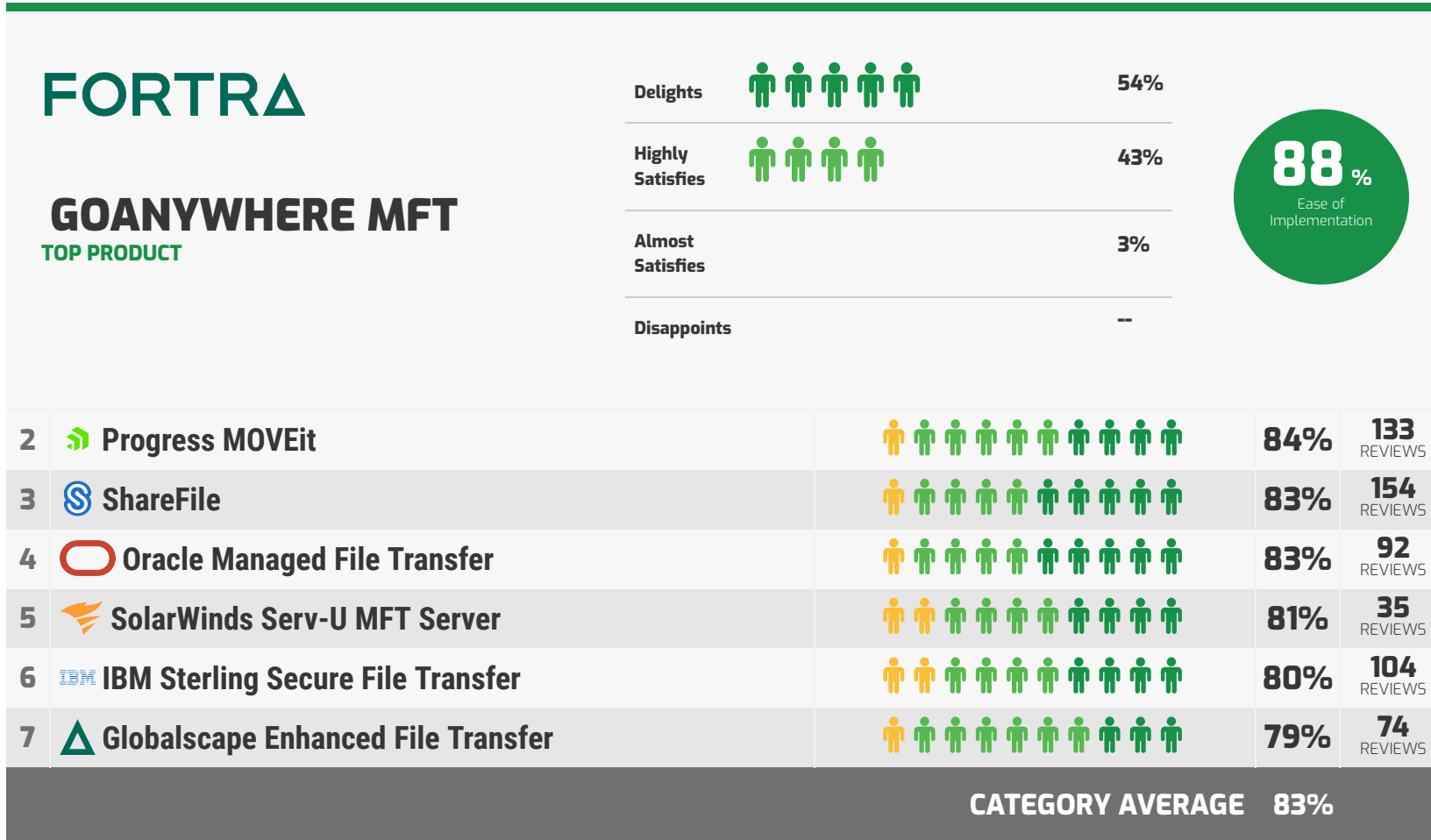
| | | | | |
|----|--|--|------------|-------------------------------------|
| -- | Axway Managed File Transfer | | 87% | 13 <small>REVIEWS</small> |
| -- | NetMaster Network Management | | 58% | 13 <small>REVIEWS</small> |
| -- | SEEBURGER BIS Managed File Transfer | | 73% | 12 <small>REVIEWS</small> |
| -- | TIBCO Managed File Transfer | | 69% | 11 <small>REVIEWS</small> |
| -- | Kiteworks Secure Managed File Transfer | | 53% | 9 <small>REVIEWS</small> |
| -- | OpenText HighTail | | 85% | 6 <small>REVIEWS</small> |

Vendor Capability Satisfaction

This section provides detailed information on user satisfaction for each vendor capability regarding their product offering(s). Use these pages to dig deeper into areas of particular interest or concern.

Ease of Implementation

Choosing the right software is only the first step. Successfully implementing the new solution is necessary in order to realize its full value and promote end user adoption. Use the data in this section to determine which software is easy to implement, and which may jeopardize your goals by causing trouble in this stage.



PRODUCTS WITH INSUFFICIENT DATA

| | | | | |
|----|---|--|------------|-------------------------------------|
| -- | Axway Managed File Transfer | | 88% | 13 <small>REVIEWS</small> |
| -- | NetMaster Network Management | | 83% | 13 <small>REVIEWS</small> |
| -- | SEEBURGER BIS Managed File Transfer | | 85% | 12 <small>REVIEWS</small> |
| -- | TIBCO Managed File Transfer | | 83% | 11 <small>REVIEWS</small> |
| -- | Kiteworks Secure Managed File Transfer | | 69% | 9 <small>REVIEWS</small> |
| -- | OpenText HighTail | | 89% | 6 <small>REVIEWS</small> |

Product Feature Summary

MANDATORY FEATURES

This page summarizes user satisfaction with a variety of product features. While strong and consistent performance across the board is desirable, you may be willing to tolerate low scores on features that don't impact your primary use case or core objectives. Use this high-level data to help plan and structure your product evaluation.

| PRODUCT | OVERALL FEATURE SATISFACTION | AUTHENTICATION | DATA FIDELITY | ENCRYPTION DECRYPTION | FILE TRANSFER | HIGH PERFORMANCE | LARGE FILE SUPPORT | LDAP SUPPORT | MULTI PLATFORM SUPPORT | QUOTA BANDWIDTH CONTROL | SESSION MONITORING | TRANSPORT SECURITY |
|---|------------------------------|----------------|---------------|-----------------------|---------------|------------------|--------------------|--------------|------------------------|-------------------------|--------------------|--------------------|
| GoAnywhere MFT | 87% | 88% | 86% | 88% | 91% | 87% | 87% | 87% | 86% | 84% | 86% | 88% |
| Progress MOVEit | 87% | 89% | 88% | 88% | 93% | 88% | 84% | 86% | 85% | 83% | 84% | 89% |
| ShareFile | 83% | 85% | 83% | 85% | 84% | 84% | 82% | 84% | 80% | 79% | 81% | 82% |
| Globalscape Enhanced File Transfer | 81% | 79% | 82% | 83% | 88% | 80% | 81% | 83% | 79% | 78% | 74% | 86% |
| Oracle Managed File Transfer | 81% | 81% | 83% | 82% | 82% | 78% | 80% | 80% | 77% | 79% | 82% | 81% |
| SolarWinds Serv-U MFT Server | 80% | 81% | 86% | 81% | 87% | 77% | 79% | 79% | 82% | 78% | 74% | 79% |
| IBM Sterling Secure File Transfer | 79% | 82% | 76% | 80% | 83% | 82% | 78% | 79% | 76% | 77% | 78% | 82% |
| CATEGORY AVERAGE | 83% | 83% | 83% | 84% | 87% | 82% | 82% | 83% | 81% | 80% | 80% | 84% |

| PRODUCTS WITH INSUFFICIENT DATA | OVERALL FEATURE SATISFACTION | AUTHENTICATION | DATA FIDELITY | ENCRYPTION DECRYPTION | FILE TRANSFER | HIGH PERFORMANCE | LARGE FILE SUPPORT | LDAP SUPPORT | MULTI PLATFORM SUPPORT | QUOTA BANDWIDTH CONTROL | SESSION MONITORING | TRANSPORT SECURITY |
|--|------------------------------|----------------|---------------|-----------------------|---------------|------------------|--------------------|--------------|------------------------|-------------------------|--------------------|--------------------|
| Axway Managed File Transfer | 90% | 89% | 91% | 90% | 87% | 94% | 91% | 89% | 90% | 90% | 93% | 91% |
| NetMaster Network Management | 80% | 87% | 87% | 78% | 74% | 83% | 74% | 71% | 90% | 76% | 81% | 74% |
| SEEBURGER BIS Managed File Transfer | 81% | 83% | 79% | 79% | 79% | 79% | 85% | 79% | 90% | 68% | 83% | 81% |

Product Feature Summary

MANDATORY FEATURES

This page summarizes user satisfaction with a variety of product features. While strong and consistent performance across the board is desirable, you may be willing to tolerate low scores on features that don't impact your primary use case or core objectives. Use this high-level data to help plan and structure your product evaluation.

| PRODUCT | OVERALL FEATURE SATISFACTION | AUTHENTICATION | DATA FIDELITY | ENCRYPTION DECRYPTION | FILE TRANSFER | HIGH PERFORMANCE | LARGE FILE SUPPORT | LDAP SUPPORT | MULTI PLATFORM SUPPORT | QUOTA BANDWIDTH CONTROL | SESSION MONITORING | TRANSPORT SECURITY |
|-------------------------|------------------------------|----------------|---------------|-----------------------|---------------|------------------|--------------------|--------------|------------------------|-------------------------|--------------------|--------------------|
| CATEGORY AVERAGE | 83% | 83% | 83% | 84% | 87% | 82% | 82% | 83% | 81% | 80% | 80% | 84% |

| PRODUCTS WITH INSUFFICIENT DATA | | | | | | | | | | | | |
|---|------------|------------|------------|------------|------------|------------|------------|------------|------------|------------|------------|------------|
| TIBCO Managed File Transfer | 71% | 74% | 65% | 63% | 72% | 78% | 67% | 78% | 65% | 64% | 74% | 80% |
| Kiteworks Secure Managed File Transfer | 69% | 75% | 72% | 75% | 69% | 72% | 66% | 63% | 63% | 63% | 67% | 70% |
| OpenText HighTail | 82% | 79% | 89% | 84% | 84% | 77% | 80% | 76% | 83% | 75% | 84% | 87% |

Product Feature Satisfaction

This section provides detailed information on user satisfaction for each product feature. Use these pages to dig deeper into areas of particular interest or concern.

Product Features

This table lists and describes all the features that are evaluated in the Managed File Transfer - Enterprise software category. For your convenience, these descriptions are repeated under the feature subheadings in the subsequent pages.

Mandatory Features

Authentication

Verification of authenticity of identities between the two organizations

Data Fidelity

Consistent data integrity throughout the process

Encryption Decryption

The encryption (source) and decryption (destination) of data transmitted

File Transfer

File transfer services

High Performance

High bandwidth data transfer, encryption/decryption, authentication of the service

Large File Support

Support for large (>2GB) file transfers

LDAP Support

Support for user ID authentication across both organizations using MS Active Directory credentials

Multi Platform Support

Support for multiple clients on either side of the data transfer process

Quota Bandwidth Control

Ability to control quota and rate of transfer

Session Monitoring

Reporting and metrics of the data transferal session

Transport Security

Security of the data transmission

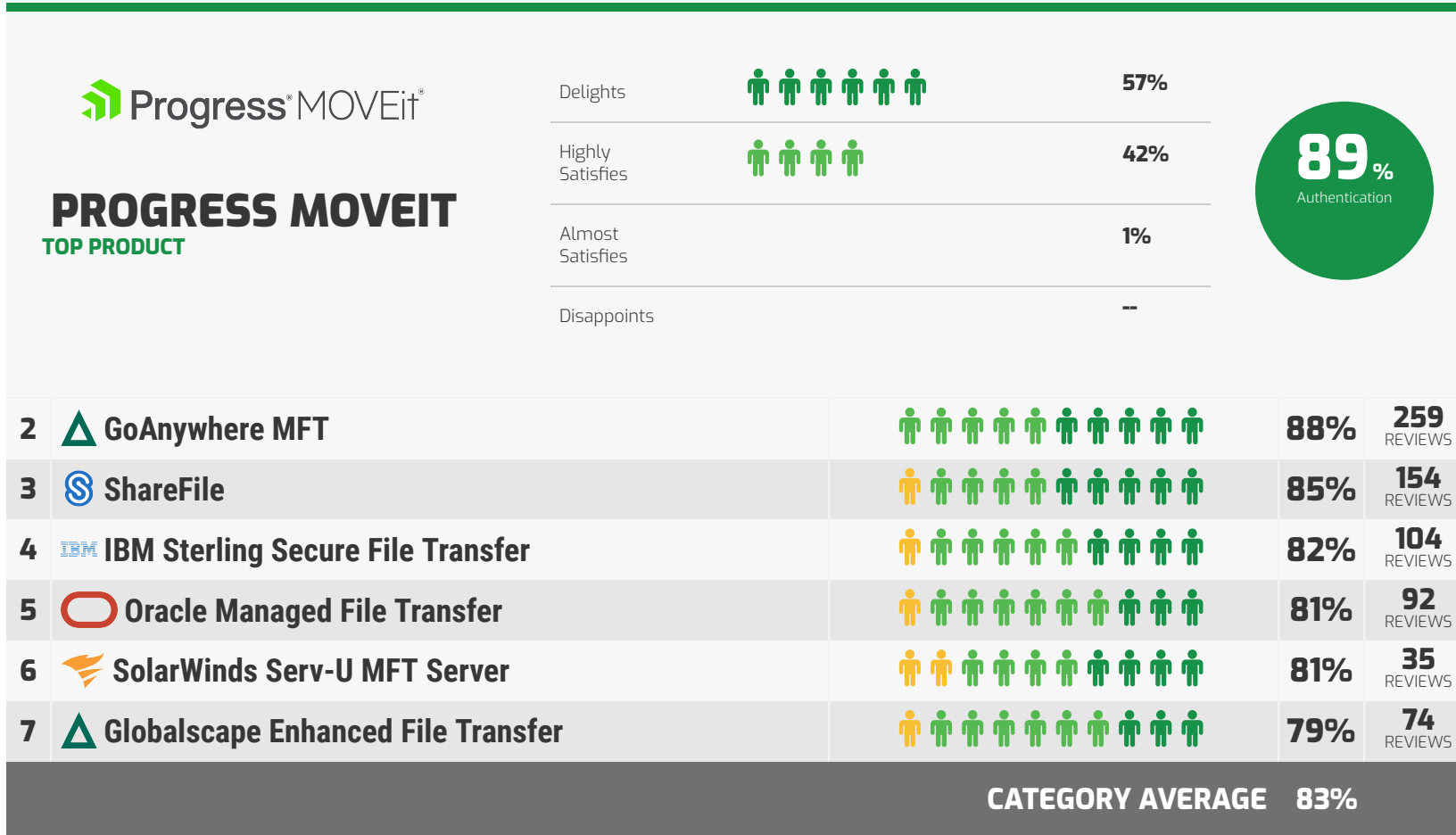
Product Feature Satisfaction

This section provides detailed information on user satisfaction for each product feature. Use these pages to dig deeper into areas of particular interest or concern.

Authentication

Mandatory Feature

Verification of authenticity of identities between the two organizations



PRODUCTS WITH INSUFFICIENT DATA

| | | | | |
|----|--|--|-----|------------|
| -- | Axway Managed File Transfer | | 89% | 13 REVIEWS |
| -- | NetMaster Network Management | | 87% | 13 REVIEWS |
| -- | SEEBURGER BIS Managed File Transfer | | 83% | 12 REVIEWS |
| -- | TIBCO Managed File Transfer | | 74% | 11 REVIEWS |
| -- | Kiteworks Secure Managed File Transfer | | 75% | 9 REVIEWS |
| -- | OpenText HighTail | | 79% | 6 REVIEWS |

Product Feature Satisfaction

This section provides detailed information on user satisfaction for each product feature. Use these pages to dig deeper into areas of particular interest or concern.

Data Fidelity

Mandatory Feature

Consistent data integrity throughout the process

| | | | |
|---|------------------------------------|---|------------------------|
| <p>PROGRESS MOVEIT TOP PRODUCT</p> | | Delights 55% Highly Satisfies 43% Almost Satisfies 3% Disappoints -- | |
| 2 | SolarWinds Serv-U MFT Server | | 86% 35 REVIEWS |
| 3 | GoAnywhere MFT | | 86% 259 REVIEWS |
| 4 | ShareFile | | 83% 154 REVIEWS |
| 5 | Oracle Managed File Transfer | | 83% 92 REVIEWS |
| 6 | Globalscape Enhanced File Transfer | | 82% 74 REVIEWS |
| 7 | IBM Sterling Secure File Transfer | | 76% 104 REVIEWS |
| CATEGORY AVERAGE | | | 83% |

PRODUCTS WITH INSUFFICIENT DATA

| | | | |
|----|--|--|-----------------------|
| -- | Axway Managed File Transfer | | 91% 13 REVIEWS |
| -- | NetMaster Network Management | | 87% 13 REVIEWS |
| -- | SEEBURGER BIS Managed File Transfer | | 79% 12 REVIEWS |
| -- | TIBCO Managed File Transfer | | 65% 11 REVIEWS |
| -- | Kiteworks Secure Managed File Transfer | | 72% 9 REVIEWS |
| -- | OpenText HighTail | | 89% 6 REVIEWS |

Product Feature Satisfaction

This section provides detailed information on user satisfaction for each product feature. Use these pages to dig deeper into areas of particular interest or concern.

Encryption Decryption

Mandatory Feature

The encryption (source) and decryption (destination) of data transmitted

| | | | |
|---|---|-----------------------------|-------------------------------|
| <p>PROGRESS MOVEIT TOP PRODUCT</p> | | Delights 58% | |
| | | Highly Satisfies 37% | |
| | | Almost Satisfies 4% | |
| | | Disappoints 1% | |
| 2 | GoAnywhere MFT | | 88% 259 REVIEWS |
| 3 | ShareFile | | 85% 154 REVIEWS |
| 4 | Globalscape Enhanced File Transfer | | 83% 74 REVIEWS |
| 5 | Oracle Managed File Transfer | | 82% 92 REVIEWS |
| 6 | SolarWinds Serv-U MFT Server | | 81% 35 REVIEWS |
| 7 | IBM Sterling Secure File Transfer | | 80% 104 REVIEWS |
| CATEGORY AVERAGE | | | 84% |

PRODUCTS WITH INSUFFICIENT DATA

| | | | |
|----|---|--|------------------------------|
| -- | Axway Managed File Transfer | | 90% 13 REVIEWS |
| -- | NetMaster Network Management | | 78% 13 REVIEWS |
| -- | SEEBURGER BIS Managed File Transfer | | 79% 12 REVIEWS |
| -- | TIBCO Managed File Transfer | | 63% 11 REVIEWS |
| -- | Kiteworks Secure Managed File Transfer | | 75% 9 REVIEWS |
| -- | OpenText HighTail | | 84% 6 REVIEWS |

Product Feature Satisfaction

This section provides detailed information on user satisfaction for each product feature. Use these pages to dig deeper into areas of particular interest or concern.

File Transfer

Mandatory Feature

File transfer services

| | | | |
|---|--|---|--|
| <p>PROGRESS MOVEIT TOP PRODUCT</p> | | Delights 72% Highly Satisfies 28% Almost Satisfies 0% Disappoints -- | |
| 2 GoAnywhere MFT | | 91% 259 REVIEWS | |
| 3 Globalscape Enhanced File Transfer | | 88% 74 REVIEWS | |
| 4 SolarWinds Serv-U MFT Server | | 87% 35 REVIEWS | |
| 5 ShareFile | | 84% 154 REVIEWS | |
| 6 IBM Sterling Secure File Transfer | | 83% 104 REVIEWS | |
| 7 Oracle Managed File Transfer | | 82% 92 REVIEWS | |
| CATEGORY AVERAGE | | 87% | |

PRODUCTS WITH INSUFFICIENT DATA

| | | | | |
|----|---|--|------------|----------------------|
| -- | Axway Managed File Transfer | | 87% | 13 REVIEWS |
| -- | NetMaster Network Management | | 74% | 13 REVIEWS |
| -- | SEEBURGER BIS Managed File Transfer | | 79% | 12 REVIEWS |
| -- | TIBCO Managed File Transfer | | 72% | 11 REVIEWS |
| -- | Kiteworks Secure Managed File Transfer | | 69% | 9 REVIEWS |
| -- | OpenText HighTail | | 84% | 6 REVIEWS |

Product Feature Satisfaction

This section provides detailed information on user satisfaction for each product feature. Use these pages to dig deeper into areas of particular interest or concern.

High Performance

Mandatory Feature

High bandwidth data transfer, encryption/decryption, authentication of the service

| | | | |
|---|--|-----------------------------|--|
| <p>PROGRESS MOVEIT TOP PRODUCT</p> | | Delights 55% | |
| | | Highly Satisfies 41% | |
| | | Almost Satisfies 4% | |
| | | Disappoints -- | |

| | | | | |
|-------------------------|------------------------------------|--|------------|-----------------------|
| 2 | GoAnywhere MFT | | 87% | 259 REVIEWS |
| 3 | ShareFile | | 84% | 154 REVIEWS |
| 4 | IBM Sterling Secure File Transfer | | 82% | 104 REVIEWS |
| 5 | Globalscape Enhanced File Transfer | | 80% | 74 REVIEWS |
| 6 | Oracle Managed File Transfer | | 78% | 92 REVIEWS |
| 7 | SolarWinds Serv-U MFT Server | | 77% | 35 REVIEWS |
| CATEGORY AVERAGE | | | 82% | |

PRODUCTS WITH INSUFFICIENT DATA

| | | | | |
|----|--|--|------------|----------------------|
| -- | Axway Managed File Transfer | | 94% | 13 REVIEWS |
| -- | NetMaster Network Management | | 83% | 13 REVIEWS |
| -- | SEEBURGER BIS Managed File Transfer | | 79% | 12 REVIEWS |
| -- | TIBCO Managed File Transfer | | 78% | 11 REVIEWS |
| -- | Kiteworks Secure Managed File Transfer | | 72% | 9 REVIEWS |
| -- | OpenText HighTail | | 77% | 6 REVIEWS |

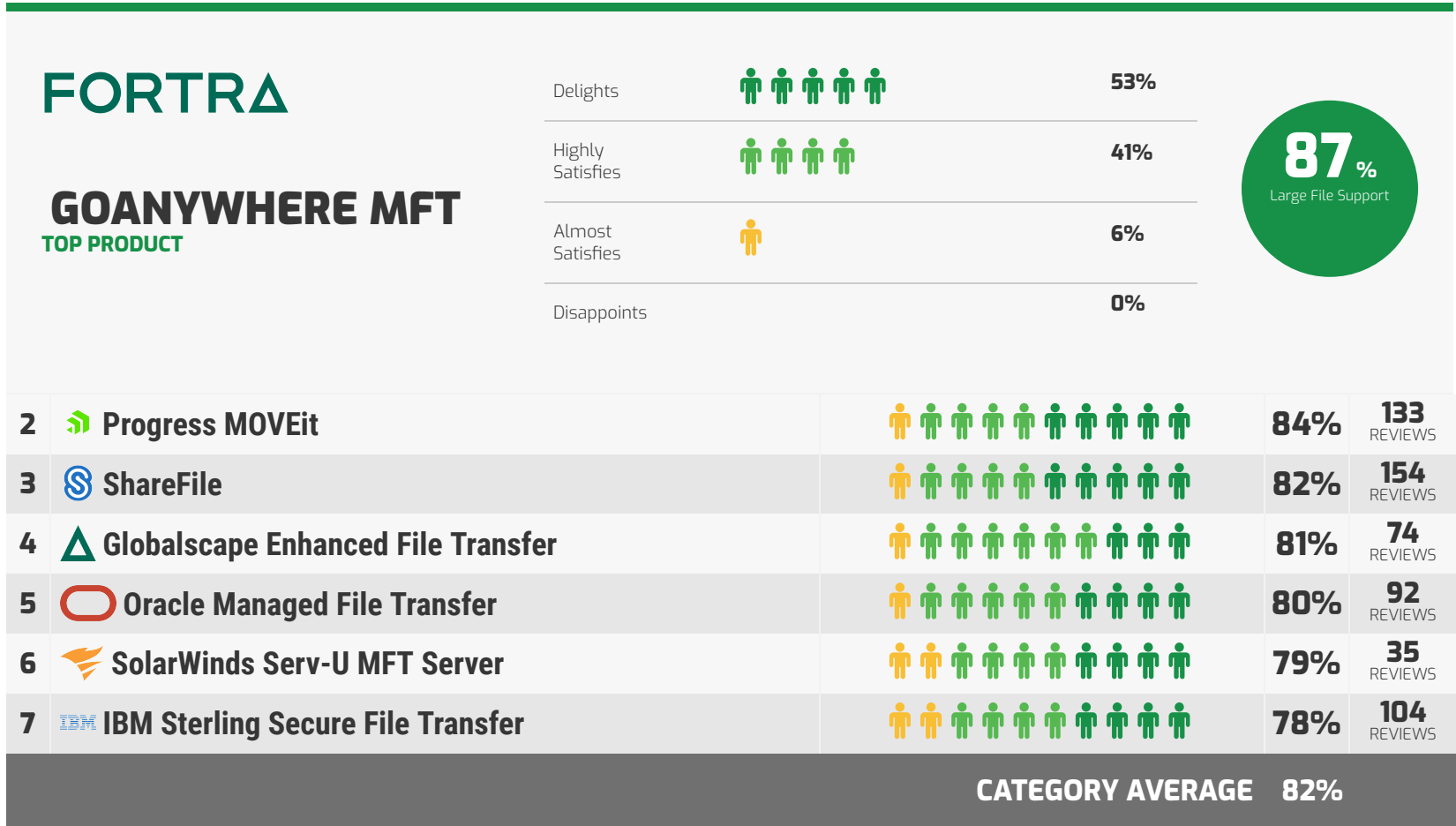
Product Feature Satisfaction

This section provides detailed information on user satisfaction for each product feature. Use these pages to dig deeper into areas of particular interest or concern.

Large File Support

Mandatory Feature

Support for large (>2GB) file transfers



PRODUCTS WITH INSUFFICIENT DATA

| | | | | |
|----|--|--|-----|------------|
| -- | Axway Managed File Transfer | | 91% | 13 REVIEWS |
| -- | NetMaster Network Management | | 74% | 13 REVIEWS |
| -- | SEEBURGER BIS Managed File Transfer | | 85% | 12 REVIEWS |
| -- | TIBCO Managed File Transfer | | 67% | 11 REVIEWS |
| -- | Kiteworks Secure Managed File Transfer | | 66% | 9 REVIEWS |
| -- | OpenText HighTail | | 80% | 6 REVIEWS |

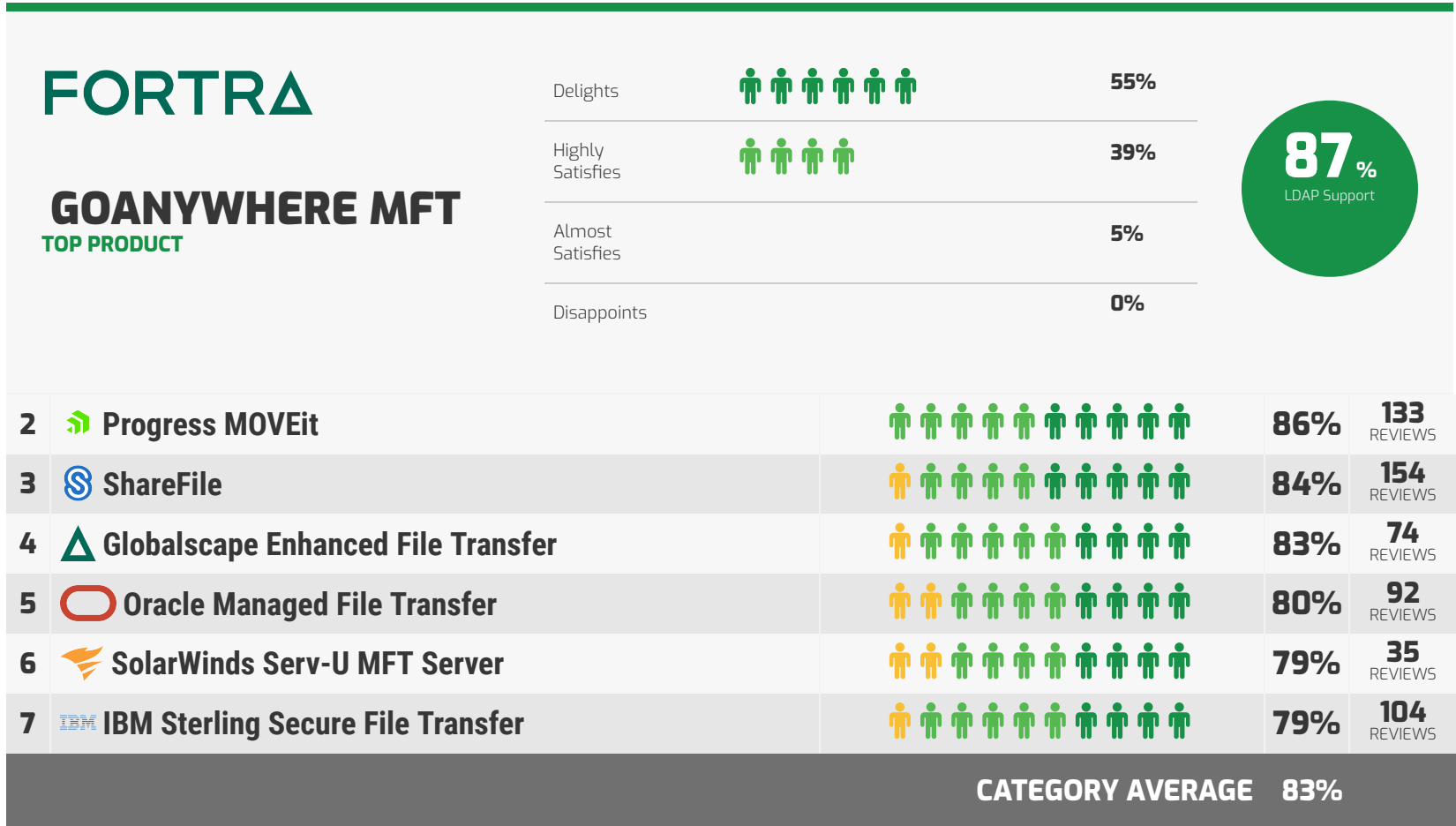
Product Feature Satisfaction

This section provides detailed information on user satisfaction for each product feature. Use these pages to dig deeper into areas of particular interest or concern.

LDAP Support

Mandatory Feature

Support for user ID authentication across both organizations using MS Active Directory credentials



PRODUCTS WITH INSUFFICIENT DATA

| | | | | |
|----|--|--|-----|------------|
| -- | Axway Managed File Transfer | | 89% | 13 REVIEWS |
| -- | NetMaster Network Management | | 71% | 13 REVIEWS |
| -- | SEEBURGER BIS Managed File Transfer | | 79% | 12 REVIEWS |
| -- | TIBCO Managed File Transfer | | 78% | 11 REVIEWS |
| -- | Kiteworks Secure Managed File Transfer | | 63% | 9 REVIEWS |
| -- | OpenText HighTail | | 76% | 6 REVIEWS |

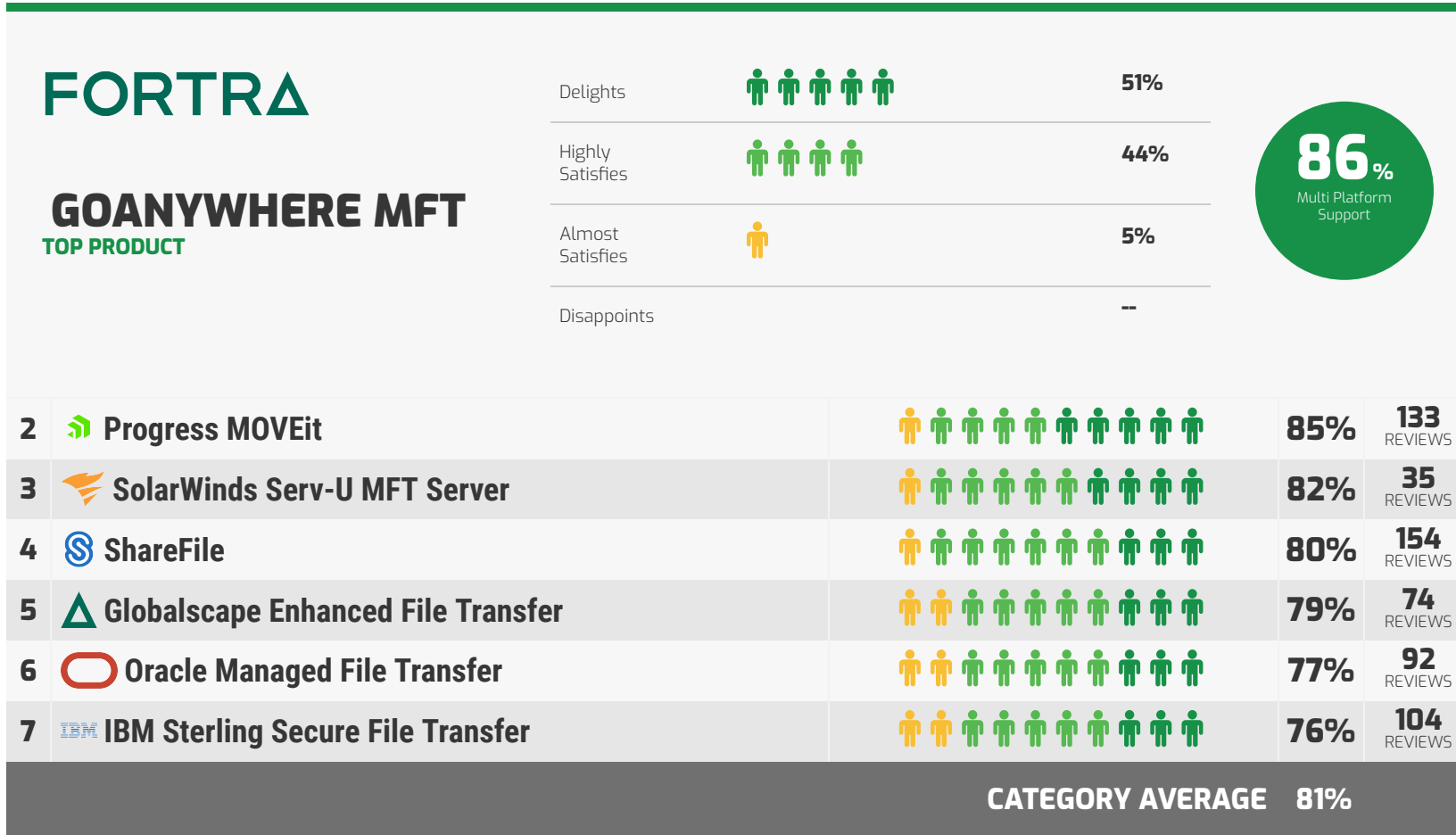
Product Feature Satisfaction

This section provides detailed information on user satisfaction for each product feature. Use these pages to dig deeper into areas of particular interest or concern.

Multi Platform Support

Mandatory Feature

Support for multiple clients on either side of the data transfer process



PRODUCTS WITH INSUFFICIENT DATA

| | | | | |
|----|--|--|-----|------------|
| -- | NetMaster Network Management | | 90% | 13 REVIEWS |
| -- | Axway Managed File Transfer | | 90% | 13 REVIEWS |
| -- | SEEBURGER BIS Managed File Transfer | | 90% | 12 REVIEWS |
| -- | TIBCO Managed File Transfer | | 65% | 11 REVIEWS |
| -- | Kiteworks Secure Managed File Transfer | | 63% | 9 REVIEWS |
| -- | OpenText HighTail | | 83% | 6 REVIEWS |

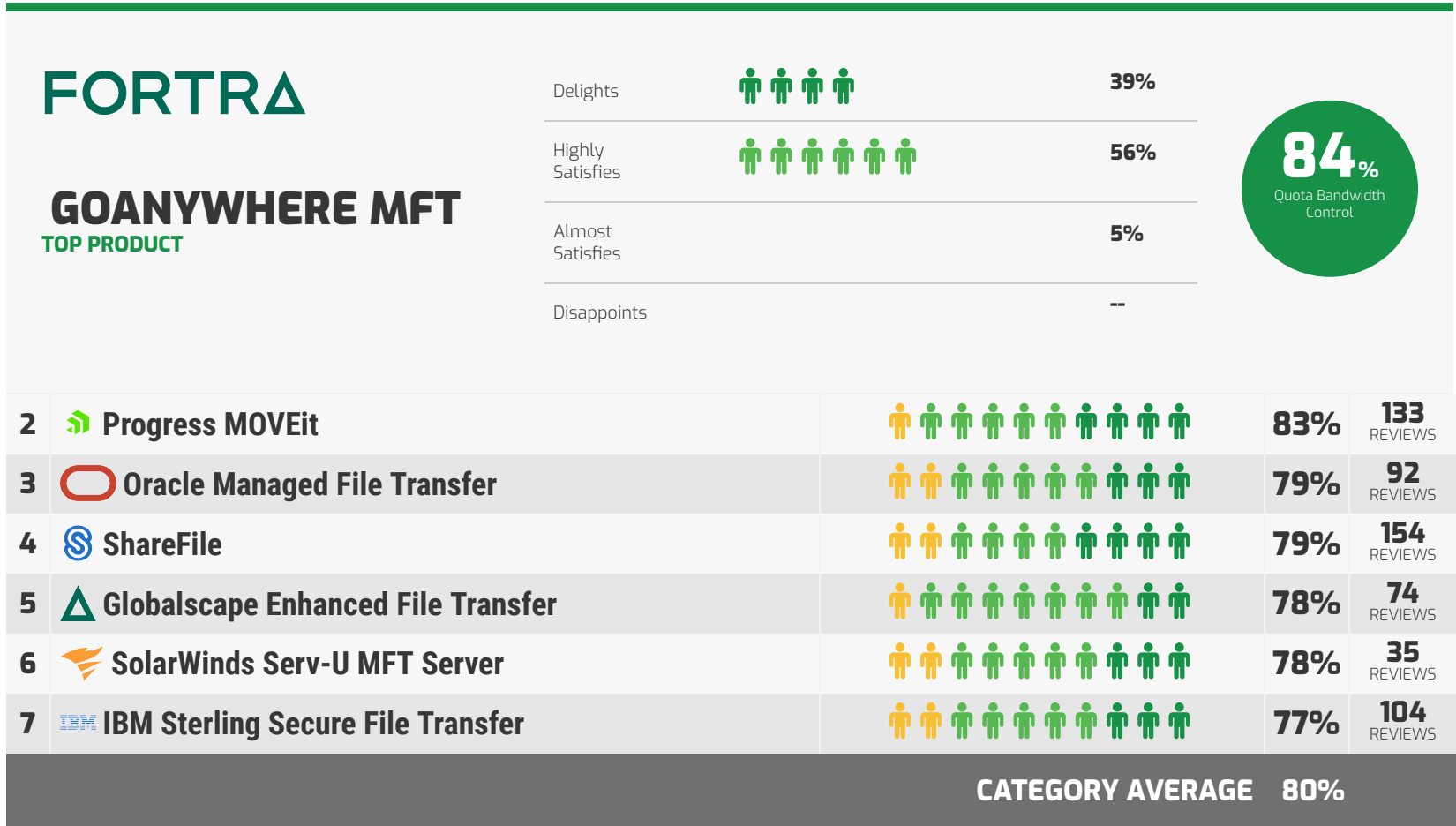
Product Feature Satisfaction

This section provides detailed information on user satisfaction for each product feature. Use these pages to dig deeper into areas of particular interest or concern.

Quota Bandwidth Control

Mandatory Feature

Ability to control quota and rate of transfer



PRODUCTS WITH INSUFFICIENT DATA

| | | | | |
|----|--|--|-----|------------|
| -- | Axway Managed File Transfer | | 90% | 13 REVIEWS |
| -- | NetMaster Network Management | | 76% | 13 REVIEWS |
| -- | SEEBURGER BIS Managed File Transfer | | 68% | 12 REVIEWS |
| -- | TIBCO Managed File Transfer | | 64% | 11 REVIEWS |
| -- | Kiteworks Secure Managed File Transfer | | 63% | 9 REVIEWS |
| -- | OpenText HighTail | | 75% | 6 REVIEWS |

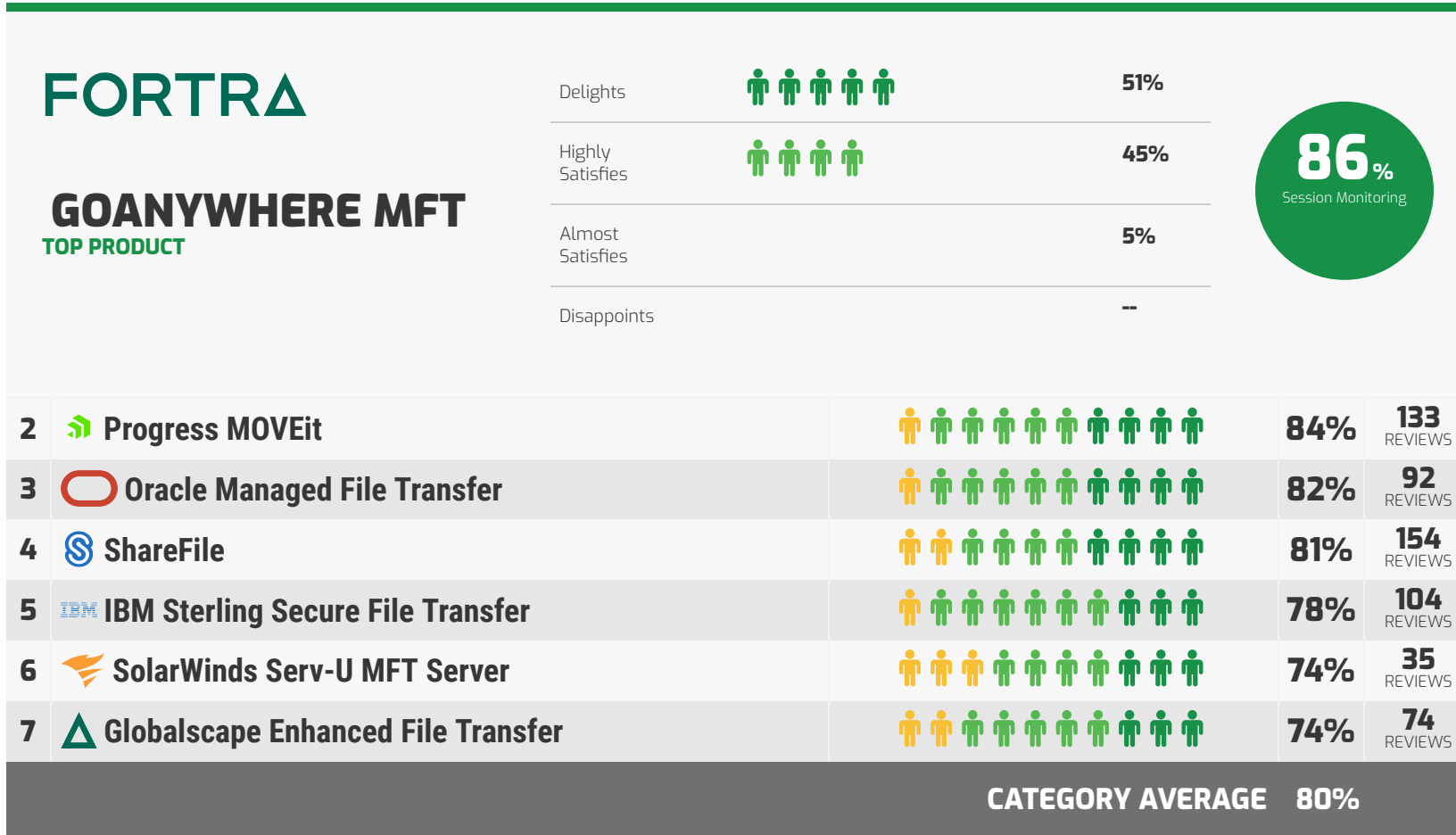
Product Feature Satisfaction

This section provides detailed information on user satisfaction for each product feature. Use these pages to dig deeper into areas of particular interest or concern.

Session Monitoring

Mandatory Feature

Reporting and metrics of the data transferal session



PRODUCTS WITH INSUFFICIENT DATA

| | | | | |
|----|--|-----|----|---------|
| -- | Axway Managed File Transfer | 93% | 13 | REVIEWS |
| -- | NetMaster Network Management | 81% | 13 | REVIEWS |
| -- | SEEBURGER BIS Managed File Transfer | 83% | 12 | REVIEWS |
| -- | TIBCO Managed File Transfer | 74% | 11 | REVIEWS |
| -- | Kiteworks Secure Managed File Transfer | 67% | 9 | REVIEWS |
| -- | OpenText HighTail | 84% | 6 | REVIEWS |

Product Feature Satisfaction

This section provides detailed information on user satisfaction for each product feature. Use these pages to dig deeper into areas of particular interest or concern.

Transport Security

Mandatory Feature

Security of the data transmission

| Product | Delights | Highly Satisfies | Almost Satisfies | Disappoints | Satisfaction % | Reviews |
|---|----------|------------------|------------------|-------------|----------------|--------------------|
| PROGRESS MOVEIT TOP PRODUCT | 60% | 37% | 3% | -- | 89% | Transport Security |
| 2 GoAnywhere MFT | 100% | 0% | 0% | 0% | 88% | 259 REVIEWS |
| 3 Globalscape Enhanced File Transfer | 100% | 0% | 0% | 0% | 86% | 74 REVIEWS |
| 4 IBM Sterling Secure File Transfer | 90% | 10% | 0% | 0% | 82% | 104 REVIEWS |
| 5 ShareFile | 90% | 10% | 0% | 0% | 82% | 154 REVIEWS |
| 6 Oracle Managed File Transfer | 90% | 10% | 0% | 0% | 81% | 92 REVIEWS |
| 7 SolarWinds Serv-U MFT Server | 90% | 10% | 0% | 0% | 79% | 35 REVIEWS |
| CATEGORY AVERAGE | | | | | 84% | |

PRODUCTS WITH INSUFFICIENT DATA

| | | | | | | |
|--|------|-----|----|----|-----|------------|
| -- Axway Managed File Transfer | 100% | 0% | 0% | 0% | 91% | 13 REVIEWS |
| -- NetMaster Network Management | 90% | 10% | 0% | 0% | 74% | 13 REVIEWS |
| -- SEEBURGER BIS Managed File Transfer | 90% | 10% | 0% | 0% | 81% | 12 REVIEWS |
| -- TIBCO Managed File Transfer | 90% | 10% | 0% | 0% | 80% | 11 REVIEWS |
| -- Kiteworks Secure Managed File Transfer | 90% | 10% | 0% | 0% | 70% | 9 REVIEWS |
| -- OpenText HighTail | 90% | 10% | 0% | 0% | 87% | 6 REVIEWS |